



# 2025-2028 CLASS RULES

(Revised March 1, 2026)

# INTERNATIONAL HOBIE® CLASS ASSOCIATION 2025-2028 CLASS RULES

*(Changes compared to the previous edition are marked with yellow)*

## INTRODUCTION

For some sailors, Hobie racing is about competition and the exhilaration of winning (or losing) fairly. For others, it's the challenge, excitement, concentration and physical exertion. But for the vast majority of Hobie sailors, it's about fun, camaraderie, familiar places, new places, old friends and new, and memories of fun times with people who share a love of the sport.

Like any worthwhile activity in life, there is a right way and a wrong way to participate in Hobie sailing. The Hobie Class Rules set forth in this booklet, and the World Sailing Racing Rules of Sailing (RRS) as distributed by your National Sailing Federation, are your guidelines to the right way to race ... the Hobie way.

The rules of sailing are designed to allow all of us to compete fiercely and fairly with each other on a level sea. The rules are important for all sailors, but particularly so for one-design Hobie Cat sailors. Each of us has a basic responsibility to be familiar with the rules. Read them, accept them and abide by them—and we'll all have more FUN.

Be proud of your Class! Participate and become friendly with your Hobie competitors! Share your experiences and good times on and off the water with every new Hobie sailor you meet!

Welcome to the Hobie Way of Life! We wish you fair winds and many happy days of great sailing.

# Table of Contents

INTERNATIONAL HOBIE CLASS ASSOCIATION GENERAL RULES .....	4
HOBIE DRAGOON CLASS RULES .....	11
HOBIE WAVE CLASS RULES .....	14
HOBIE 14 CLASSIC / 14 TURBO CLASS RULES.....	16
HOBIE 16 CLASS RULES.....	19
HOBIE 17 CLASS RULES.....	22
HOBIE FX-ONE CLASS RULES .....	23
HOBIE 18 .....	25
HOBIE TIGER CLASS RULES.....	27
HOBIE WILD CAT CLASS RULES.....	28
HOBIE 20 CLASS RULES.....	29
Appendix A: TRAPSEAT GUIDELINES FOR THE HOBIE 16 .....	31
Appendix B: IHCA Supplement to the International Hobie Cat 16 Class Rules .....	32
Appendix C: Copy of the IHCA MEASURERS ADMINISTRATION Bylaw.....	34
Appendix D: Additions to all IHCA Class Racing Sailing Instructions.....	35
Appendix E: IHCA Supplement to the International Hobie Cat 16 Class Rules use of spinnaker ..	37
Appendix F: – Hobie Cat 17 sail .....	39
Appendix G: – Hobie Cat 20 sails.....	42
Appendix H: IHCA Contacts .....	43

# INTERNATIONAL HOBIE CLASS ASSOCIATION GENERAL RULES

These Rules apply to Hobie Classes ruled in this book including the World Sailing International Classes HOBIE, 14 & 16.

## 1. ONE-DESIGN CLASS RACING

The design and development of Hobie Catamarans are directed towards strict one-design classes where the true test is between sailors and sailing skill, and not boats. Any alterations to the hull form, construction, equipment, spars, sails or running rigging, as supplied by the builder except as is specifically authorized by these rules, are a breach of these rules, both in spirit and in substance, and are prohibited.

## 2. INTENT AND OBJECTIVE

Hobie Catamarans are designed to be easy to sail with the least amount of trouble to owners. Boat and component changes, which have no direct bearing upon boat speed, are the only changes allowed. The intent and objective of the INTERNATIONAL HOBIE CLASS ASSOCIATION (IHCA) RULES are:

- a) To keep each boat as equal, simple and cost free as possible by rigidly maintaining, without deviation, the one-design features of the Hobie Cat for class racing.
- b) To increase boat speed only through the use of racing tactics and sailing skills

### 2.1 DEFINITIONS

- a) The International Hobie Class Association shall hereafter be referred to as IHCA.
- b) Hobie Cat USA, Hobie Cat Europe and any of their licensees that are in good standing with their respected licensors shall hereafter be referred to as HOBIE CAT CO.
- c) World Sailing shall be referred to as the World Sailing.
- d) The World Sailing Racing Rules shall be referred to as the RRS.

## 3. MEASUREMENT

- a) The IHCA and its designated measurers are the measurement authority for the Hobie Class under the meaning of RRS 63,5 (d). The IHCA has the right to declare ineligible any Hobie Cat, which does not conform to the spirit, objective and intent, as well as the letter of these rules and the official drawings and specifications held by the World Sailing. In the event the drawings are not held by

the World Sailing they shall be held by the respective HOBIE CAT CO.

- b) In the case of a dispute alleging non-compliance with the letter of these rules, the official drawings and specifications, the matter, together with any relevant information, shall be referred to the IHCA Rules Committee who shall give a ruling under the provisions of General Class Rule 23.

- c) In the case of a measurement dispute on matters not explicitly covered by these rules, the official drawings and specifications the following procedure shall be adopted:

A sample of 5 other boats shall be taken by the designated measurer and measured using identical techniques. The dimensions of the disputed boat shall be equal to, or between the maximum and minimum dimensions obtained from these 5 boats. If the boat in question is outside these dimensions the matter, together with any relevant information, shall be referred to the IHCA Chief Measurer who shall give a final ruling. If any of the dimensions of the sample are considered to be unusual, all relevant information shall be referred to the IHCA Chief Measurer as well.

## 4. LOOPHOLES

IF YOU THINK YOU HAVE FOUND A LOOPHOLE, READ THE PRECEDING STATEMENTS AGAIN. THESE ARE THE BASIS OF THE RULES AND COVER ALL AREAS NOT COVERED IN THE RULES. GENERALLY, IF YOU CANNOT FIND IT LISTED IN THE RULES, IT IS NOT CLASS LEGAL. IF YOU ARE IN DOUBT, CHECK WITH THE IHCA FIRST. APPROVAL MUST BE IN WRITING.

## 5. MANUFACTURER OF HOBIE CATS

- 5.1 "Boats and component parts as originally manufactured by the HOBIE CAT COMPANY are the only ones legal for class racing unless specifically permitted in these Class Rules. The manufacturing origin and trademarks of all boats shall be readily identifiable through serial numbers, hull numbers, sails and cast parts. Copies of original invoices or warranty cards may be requested. Proof of origin shall be submitted to the IHCA or its authorized representatives for verification upon request of the jury or protest

committee. Skippers or owners of boats who have had the manufacturing origin of their boat or component parts protested shall have a maximum of two weeks to produce acceptable proof of origin.”

5.2 The World Sailing plaques shall be permanently affixed to the transoms for all World Sailing recognized classes built after January 1, 1990.

## 6. NON HOBIE CAT COMPANY MANUFACTURERS OF EQUIPMENT

Manufacturers and distributors of non-Original Equipment Manufacturer (OEM) parts and equipment for Hobie catamarans shall obtain written approval from the IHCA prior to their parts and equipment being designated as “Hobie Class Legal.”

## 7. DESIGN FEATURES AND APPROVED CHANGES

Nothing may be changed or removed from any Hobie Cat that will in any way alter the structural integrity, design function, or built in safety features of the boat. All changes shall have prior written approval. Provided they do not change the basic design and configuration, approved changes are: stronger gudgeons; stronger pig-tails; larger diameter wires and running rigging; reinforced flanges not affecting water flow. Except as allowed in these rules, any changes or additions that in any way can be construed as speed devices are not class legal.

## 8. SAFETY EQUIPMENT

8.1 The boat shall be equipped with a personal flotation device (PFD) or life jacket at the correct weight category for each crew member to the minimum standard ISO 12402-5, or USCG Type III, or AS 4758 Level 50 or equivalent.)

8.2 A minimum\* 3/8 in. (9.53 mm) diameter righting line or webbing consisting of at least one 14 ft. (4.27 meter) length of line or webbing, or two 8 ft. (2.44 meter) lengths of line or webbing shall be securely attached and readily accessible from each side of the boat. The righting lines or webbing shall be in addition to all other required equipment. (Unless specified differently in individual boat class rules)

\* Righting water bags, shroud lengthening devices, righting pole type devices, and righting systems other than the minimum system specified may be carried and shall be used for righting purposes only.

8.3 A paddle or equivalent is allowed and recommended but not required.

8.4 An anchor is not required.

8.5 Any additional equipment, which may be required by a government or national authority having jurisdiction.

## 9. HULLS, DECKS, AND RUDDERS

9.1 Hulls may be rubbed, waxed, sanded, buffed or painted\* in the normal process of maintenance.  
\* *The restrictions of General Rule 9.2. apply.*

9.2 No friction-reducing agents may be employed on the hulls, rudders or boards.

9.3 Hull bottoms which wear down may be rebuilt. Rebuilt hulls must conform with the original shape. Templates are available from the HOBIE CAT CO.

9.4 No portion of the deck, or deck flange where present, shall be altered, removed, cut down, or in any way modified except as allowed herein. The rear transom flanges, where present, may be notched a maximum of 2 in. (5 cm) to accept larger gudgeons or to repair breakout at the rudder pin. Watertight deck access portholes may be installed.”

9.5 Hull flotation blocks as supplied by the HOBIE CAT CO. shall not be removed or reduced in size.

9.6 Non-skid surfaces on decks may be changed provided the non-skid surface is at least equal in size and location to the originally designed area.

## 10. RUDDERS AND RUDDER ASSEMBLIES

10.1 HOBIE CAT CO. supplied rudder assemblies and rudder blades shall not be modified except for minimum filing to improve fit and function unless specifically allowed in the individual boat rules.

10.2 Only HOBIE CAT CO. supplied rudder cams and plungers shall be used. (*Unless specified differently in the individual boat class rules*)

10.3 Shims maybe installed between the rudder blade and rudder housing to improve fit and function.

10.4 Shims or bushings may be installed between rudders pins, gudgeons, and castings to improve fit and function.

- 10.5 Shock cord may be tied around the rudder to help control rudder kick up.
- 10.6 Rudder rake adjusters may be installed and upgraded to current HOBIE CAT CO design.
- 10.7 Rudder blades may be notched on the upper leading edge up to a maximum of 1/2 in. (12.5 mm) to correct helm.
- 10.8 The minimum weight of each rudder blade shall be 3.0 lb. (1.36kg)”
- 10.9 Rudder pins may be changed provided the length and diameter of replacement rudder pins are at least the same dimensions or greater than as supplied by HOBIE CAT COMPANY. Pins may be made of plastic, aluminium, nylon, composite, or stainless-steel materials.
- 11. TILLER ASSEMBLIES**
- 11.1 The tiller extension may be either an extendable or non-extendable design but shall be a single tiller with one end connected to the crossbar in the same location as the factory-supplied tiller. Nonelectrical conductive tiller extensions are recommended on all boats worldwide.
- 11.2 Tiller crossbar and rudder arm connectors and end caps may be replaced with other types that are functionally similar.
- 12. SAILS**
- 12.1 Class legal sails shall be made from HOBIE CAT CO official patterns and manufactured and distributed by the HOBIE CAT CO or their currently licensed sail makers unless specified differently in individual boat class rules.
- a) A sail may be recut slightly, provided the overall original size and shape is not increased or altered other than by normal stretch with aging and sail tuning.
- b) Windows and telltales may be added as desired.
- c) A Cunningham may be installed in any sail. The maximum purchase shall not exceed 2:1 unless specified otherwise in the individual boat Class Rules.
- 12.2 Only standard battens supplied by the HOBIE CAT CO shall be used unless specified differently in the individual boat class rules. Battens may be custom cut and tapered as desired.
- a) Any type of batten caps may be used provided they are not adjustable while sailing.
- b) Two battens may be used in the bottom batten pocket of the mainsail.
- 12.3 A skipper shall not change sails during a race or regatta unless his sail has been damaged and is no longer usable. Permission to make a sail change must be received, in writing, from the race committee PRIOR to the change being made.
- 12.4 A sail number assigned by Hobie Cat Company and registered with the IHCA shall be displayed on each side of the mainsail in accordance with the RRS Appendix G changed as follows:
- a) RRS Appendix G1.1 (b): National letters are not required, when the unique Hobie Cat number is raced with.
- b) RRS Appendix G1.1 (c): The sail number shall be no more than 6 digits.
- c) RRS Appendix G1.2 (b): Minimum height of characters shall be 254 mm.
- d) RRS Appendix G1.3 (c): Shall not apply.
- 12.5 All mainsails shall bear the Hobie "H" registered trademark logo, which is the class insignia.
- 12.6 Friction reducing devices may be applied to, or attached to, the luff rope to help with raising and lowering the sail.
- 12.7 Any grommet on a Hobie sail may be replaced as long as it is with an equal size or larger grommet located within 3 in. (7.6 cm) of the original location.
- 12.8 Reefing is permitted and may be rigged in any manner except in the North American Region where the mainsail wire halyard shall not extend below the COMPTIP.
- 13. MASTS**
- 13.1 The section of the mast extrusion shall not be altered in any way except as provided for in 13.3.
- 13.2 No internal devices are allowed except as supplied.
- 13.3
- a) A COMPTIP shall be mandatory for the North American Region with the exception

of the Hobie Dragoon, Hobie FX-One and Hobie Fox, which shall be raced worldwide with an aluminium mast.

- b) COMPTIP and aluminium masts shall be legal in the South America Region.
- c) All aluminium masts are mandatory in the South Pacific, African, European, North Pacific and International Regions with the exception of the H-17 in Europe where COMPTIP and ALUMINIUM masts are legal for H-17 boats manufactured before 1 January 1995 and Hobie 17 COMPTIP masts shall be mandatory in the South Pacific Region. Hobie Dragoons built in 2003 and prior (as engraved on the Hobie Cat Co. plaque affixed on the rear beam) may continue to use the COMPTIP when racing in North American Region.

#### 14. BOOMS

- 14.1 The section of the boom extrusion shall not be altered in any way.
- 14.2 Boom bales for the purpose of hanging mainsheet blocks may be added, deleted or relocated.
- 14.3 No internal devices are allowed except as supplied.

#### 15. WIRES

- 15.1 Wires as supplied by the HOBIE CAT CO. shall not be reduced in diameter. They may be increased in size. All wires may be shortened or lengthened with exception of bridle wires.
- 15.2 Shrouds and forestays shall connect to the HOBIE CAT CO. supplied shroud adjusters. The twist toggle shall not be removed and must be used as supplied\*.  
*\* Boats NOT required to sail with twist toggles: HC Wave, HC FX-One, HC 20 and HC14/HC14 Turbo with shrouds attached to the sidebar.*
- 15.3 An additional shroud adjuster may be added to the forestay in lieu of changing wire length.
- 15.4 The clevis pin and ring on the forestay adjuster, as provided by the HOBIE CAT CO., may be replaced by a quick-release pin, shackle or like equipment.

#### 16. EQUIPMENT

- 16.1 A single boom vang may be added. It may be attached to the base of the mast and/or be movable from side to side on the front crossbar for use as a preventer. Vangs shall not travel on tracks or wires, which can be fastened to both sides of the boat simultaneously. The maximum purchase shall not exceed 3:1.
- 16.2 Sheets and lines:
  - a) Any diameter and quality of sheets and lines may be used unless prescribed otherwise in these rules or in the individual boat class rules.
  - b) Any sheet or lines made in whole or part of wire are prohibited, except as supplied by the HOBIE CAT CO. Sheets and lines, with the exception of the spinnaker halyard systems, are not permitted to be tapered unless allowed in the individual boat Class Rules.
- 16.3 Compasses with brackets or electronic devices that provide timing and heading memory, but which do not transmit, transfer or receive data are permitted. The use of navigation and speed metering equipment is illegal unless specifically allowed in the individual boat rules or by the Notice of Race for the particular event or regatta.
- 16.4 Main, boom and jib sheet blocks of different design or make may be used provided the purchase advantage remains equal to or less than 7:1 on the mainsheet system and 3:1 on the jib sheet system unless specified otherwise in individual boat class rules.
- 16.5 Mesh and canvas trampolines manufactured by the HOBIE CAT CO. are class legal unless specified otherwise in the individual boat class rules.
  - a) Trampolines may be reversed end for end if desired.
  - b) Storage pockets and flaps to prevent water spray may be added.
  - c) A second set of hiking straps may be installed and altered as desired.
  - d) Hiking straps shall not be adjustable while on the water.
  - e) A trampoline may be comprised of one to three pieces.
  - f) Additional grommets may be added.

- 16.6 Tools and personal convenience accessories may be carried on board and may include: tell-tales; toolkits; non-skid; wind indicators; stow bags; beverage coolers; food and beverages; etc. If in doubt on any item not listed, refer to General Class Rule 4.
- 16.7 Epoxy adhesive may be applied to the beam attachment points for the purpose of stiffening the boat.
- 16.8 No swivel connectors are allowed unless supplied as original equipment or allowed in the individual boat Class Rules.
- 17. CREW AND CREW WEIGHT**  
(Where Class Rules require a minimum weight)
- 17.1 The word "crew" includes all personnel aboard the boat.
- 17.2 The same crew shall be used throughout the race or regatta. Crew shall not be added or removed without prior written permission from the race committee.
- 17.3 If a crew change is required due to injury or other special circumstances, the crew weight shall not be less than the original weight and not more than 10 lbs. (4.54 kg.) over the original weight unless approved by the race committee.
- \* Weights may be carried to maintain the original crew weight provided the provisions of Rule 17.4 are met.
- 17.4 A maximum of 50 lbs. (22.7 kg.) of permanent dry (solid) weight may be carried on the boat to bring crew weight up to the minimum crew weight.
- If more than 50 lbs. (22.7 kg) are needed to make minimum crew weight, an additional crew person shall be carried."
- 17.5 Minimum crew weights are based on the body weight of the crew dressed in lightweight clothing without shoes.
- a) Light weight clothing is defined as swimwear, light underwear or t-shirt (or similar) and shorts.
- b) The crew shall maintain minimum crew weight at all times. If required, the crew may have to add weight during a regatta to maintain minimum crew weight.
- c) Boats and or/crew can be protested at any time during the regatta for minimum weight infractions.
- 17.6 Weights required to meet minimum crew weight shall not be usable for any other purpose. The weights must be attached to the boat and shall not be removed between leaving the shore and returning to shore after racing the last race of the day.
- 17.7 For the purpose of Youth and/or Junior Events, the following apply unless otherwise prescribed in the Notice of Race or Sailing Instructions:
- a) Competitors for Youth series shall be under the age of 21 years of age on 31 December of the year the event starts.
- b) Competitors for Junior series shall be under the age of 16 years of age on 31 December of the year the event starts.
- c) For World Sailing Events and qualification series up to World Sailing Events (or events using the World Sailing age definition) all competitors shall be under the age of 19 years on 31 December of the year of the event.
- 17.8 For the purpose of Master and/or Grand Master and/or Great Grand Masters and/or Double Grand Master 100 and/or Double Great Grand Master 120 events the following applies:
- a) The helmsperson for Master series shall be 45 years or older on 31 December of the year the event starts. The age of crewmembers in Master series is open.
- b) The helmsperson for Grand Master series shall be 55 years or older on 31 December of the year the event starts. The age of crewmembers in Grand Master series is open.
- c) The helmsperson for Great Grand Master series shall be 65 years or older on 31 December of the year the event starts. The age of crewmembers in Great Grand Master series is open.
- d) The helmsperson for Double Grand Master series shall be 55 years or older and the combined crew age shall not be less than 100 years on 31 December of the year the event starts.
- e) The helmsperson for Double Great Grand Master series shall be 65 years or older and

the combined crew age shall not be less than 120 years on 31 December of the year the event starts.

## **18. PERSONAL BALLASTS, CLOTHING AND EQUIPMENT**

- 18.1 A competitor may carry or wear a maximum of 10 kg of clothing and equipment. Additionally, the trapeze harness shall weigh no more than 3.0 kg as allowed by RRS 50.1 (b)

## **19. MINIMUM BOAT WEIGHTS**

- 19.1 The minimum boat weights shown in the individual Class Rules are for each class of boat, ready to sail, with all permanently attached and non-movable racing equipment EXCLUDING the following:
- a) Cushions
  - b) Life jackets
  - c) Trapeze harnesses
  - d) Tool bags
  - e) Personal gear
  - f) Crew weight

- 19.2 All weights required to bring a boat to minimum weight shall be permanently attached during a regatta and shall not be usable for any other purpose.

## **20. ADVERTISING**

- 20.1 Advertising is allowed in accordance with World Sailing Advertising Code unless the Notice of Race and Sailing Instructions designate otherwise.
- 20.2 In world and continental events a competitor shall be required to display advertising in accordance with the World Sailing Advertising Code, the Notice of Race, and the Sailing Instructions.

## **21. JURISDICTION OF RULES**

All regattas held within regions under the jurisdiction of the IHCA shall be governed by: the RRS; these IHCA Rules; the prescriptions of the National Sailing Authority having jurisdiction where they apply; the Notice of Race; the event Sailing Instructions.

## **22. RULE INTERPRETATIONS**

Valid questions regarding the design or the specifications of the boats and these rules may be ruled on an interim basis by the IHCA Rules Committee Chair or the IHCA Rules Committee Chair designee. Interim rulings, as needed, shall be accepted, rejected or modified by the IHCA

Rules Committee and ratified by the IHCA International Council and approved by the World Sailing before achieving permanent status in the IHCA Class Rules.

## **23. RULE AMENDMENTS**

**23.1** Suggestions, recommendations or requests for changes to design or specifications of the boats, rule additions, deletions or amendments, shall be submitted in writing to the IHCA Rules Committee. The proposals will be reviewed by the Rules Committee, and if found to have merit, be distributed for comment to: Hobie Cat sailors; IHCA International Council members; IHCA Regional Associations; and other interested parties. Following the comment period the IHCA Rules Committee will make a rule recommendation and submit it to the IHCA International Council for consideration. The Council shall accept or reject the Rules Committee recommendation and submit IHCA approved changes to the World Sailing for approval. Interim or emergency rulings made by the Rules Committee Chair or Rules Committee as a whole will use the same approval procedure as outlined herein before they receive approved rule status.

**23.2** Any proposed changes to design or specifications of the boats, new class rules, rule changes or amendments requesting comments, and all new rules and interpretations shall be announced in one or more of the following ways:

- a) An international mailing or individual Email to all IHCA members for General Rule changes, or international mailings or individual Email to individual boat class owners for rules only impacting the individual class.
- b) Prominent display on the IHCA web page requesting comment from Hobie Cat sailors and other interested parties.

## **24. Disclaimer of Liability**

Competitors participate in regattas entirely at their own risk. The International Hobie Class Association will not accept any liability for material damage or personal injury or death sustained in conjunction with or before, during, or after a regatta.

## 25. Membership

All crew members on board a competing boat at Class world and regional\* championships shall be members in good standing of the International Hobie Class Association in accordance with the constitution of the International Hobie Class Association. At all other events at least one crew member on board a competing boat shall be a member of the International Hobie Class Association in accordance with the constitution of the International Hobie Class Association unless prescribed otherwise in notice of race.

*\* Regional championships are defined as IHCA Regional Championships e.g. North American Championships, European Championships etc.*

## 26 - PROPULSION

RRS 42.2 is deleted.

RRS 42.3 is deleted and replaced with:

### 42.3 Exceptions

a) To initiate or maintain surfing or planing, the crew may use sudden forward body movement, stopping abruptly (ooching).

- b) To initiate or maintain surfing or planing, the crew may fan any sail by pulling in and releasing the sheet or boom or by vertical or athwartship body movement (pumping).
- c) After a tack or gybe when the battens are not parallel with the sail, the crew may pull in and release the mainsheet or boom to invert the battens.
- d) The crew may roll the boat by use of body movement, repeated adjustment of the sails, or steering (rocking).
- e) The crew may make repeated forceful rudder movements to turn the boat (sculling).
- f) A boat may reduce speed by repeatedly moving her helm.
- g) Any means of propulsion may be used to help a person or another vessel in danger.
- h) To get clear after grounding or colliding with another boat or object, a boat may use force applied by the crew of either boat and any equipment.

## HOBIE DRAGOON CLASS RULES

NOTE: THE HOBIE CLASS GENERAL RULES ARE PART OF THESE RULES.

### 1. RUDDER BLADES, RUDDER ASSEMBLIES AND DAGGERBOARDS

- 1.1 Rudder blades and rudder assemblies shall be stock as supplied by the HOBIE CAT CO.
- 1.2 HOBIE CAT CO. supplied rudder assemblies and rudder blades shall not be modified except for minimum filing to improve fit and function.

### 2. HULLS AND DECKS

No changes may be made to the hulls that decrease weight or hull strength by removing flotation or standard factory fibreglass reinforced plastic (FRP) lay-up.

### 3. SAILS

- 3.1 Mainsail downhaul purchase shall not exceed 6:1 and may be rigged in any manner.
- 3.2 Jib sail downhaul purchase shall not exceed 3:1 and may be rigged in any manner.
- 3.3 Reefing of any sail is permitted. Reefing design shall be open provided it does not structurally weaken the boat or interfere with basic functions of HOBIE CAT CO. supplied components.
- 3.4 Pig Tails for the purpose of attaching blocks may be added to the clew of the jib.
- 3.5 Adjustable rope luff and leech lines may be installed within existing luff and leech tapes on spinnakers.

### 4. MASTS

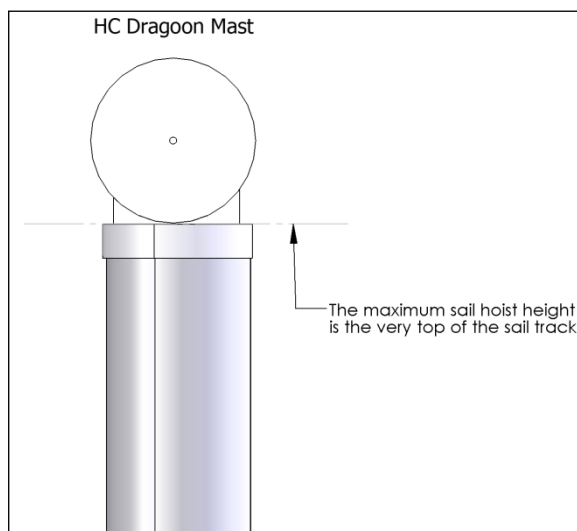
- 4.1 The mast design shall not be altered in any way except for the attachment of fittings and equipment for flying open class third sails or reefing.
- 4.2 No internal devices are allowed except as supplied.
- 4.3 A preventer, or otherwise known as a positive mast rotator, may be added to keep the mast in rotation, and may be rigged in any manner.
- 4.4 Additional mast rotation devices and related control equipment may be installed. Design shall be left open provided it does not structurally weaken the boat.

- 4.5 Each mast shall have a warning label around it, as supplied by the HOBIE CAT CO. The warning label shall be located below the opening in the mast track.

- 4.6 The head of the spinnaker shall not be hoisted higher than 5420 mm (213,386 inches) from the base of the extrusion. At the halyard block or keeper the bearing surface of the halyard shall be no more than 70 mm (2,756 inches) from the surface of the mast. For the purposes of measurement, the halyard shall be pulled tight to the tack fitting.

- 4.7 It is not permitted to hoist the head of the sail above the top of the mast track.

*Hobie Cat Dragoon Rule 4.7 ill.*



### 5. WIRES AND RUNNING GEAR

- 5.1 Running gear of any type may be used provided it is of equal strength or better than HOBIE CAT CO. supplied equivalent components.
- 5.2 Additional shroud adjusters may be added to the forestay bridle.
- 5.3 Bridle wire lengths shall not be shorter than 101 cm (39,76 inches) and shall attach to the jib furler as supplied.

### 6. EQUIPMENT

- 6.1 Additional safety equipment of any type is permitted.

- 6.2 Mainsheet blocks of different design or make may be used, provided the purchase advantage is equal to or less than 6:1.
- 6.3 The mainsheet system shall be of a conventional type with the lower block(s) attaching to the traveller car and the upper block(s) attaching to the boom or the mainsail clew. A wire strop to attach the upper block to the boom or the mainsail clew is permitted.
- 6.4 Jib sheet blocks of different design or make may be used provided the purchase advantage is equal to or less than 3:1. Jib cleats may be moved. Self-tacking jib system\* as supplied by Hobie Cat Co. is permitted. Sheets and lines related to the self-tacker may be rigged in any manner.  
\* Defined as track (including its support posts and attachment fittings) and car.
- 6.5 Replacement blocks or fittings shall not be constructed of exotic materials such as carbon, titanium, etc.
- 6.6 Spinnaker sheet blocks of different design or make may be used. Additional blocks may be added. The spinnaker sheet blocks and spinnaker running gear may be mounted/rigged in any manner. The addition of snuffer type retrievable systems of any design; including wind-up/dog leash retrievable halyard systems are allowed. Carbon fibre material is not permitted in the snuffer.
- 6.7 Hiking straps and foot straps may be added.
- 6.8 Additional grommets may be added to the trampoline.
- 6.9 Crossbars and decks may be coated to improve footing.
- 6.10 Line(s) or elastic cord(s) may be added as tangle preventers for jib sheet lines, spinnaker and spinnaker sheet/halyard lines
- 6.11 Safety lines are permitted.
- 6.12 Tapered sheets, lines and halyards are permitted.
- 7. SAFETY EQUIPMENT**  
Maximum extension of shroud lengthening devices are 68.6 cm (27 inches) The shroud lengthening device must be returned to its nor-

mal storage position after use and before continuing to race. See Rule # 8 of the General Rules.

## **8. CREW**

- 8.1 The Hobie Dragoon shall have a minimum combined crew weight of 80 kg. (176,38 lbs.)
- 8.2 At World Sailing, World, Regional and National championship events, the crew shall consist of 2 people. For other events see General Rule 17.4 (b).

## **9. MINIMUM BOAT WEIGHTS**

The minimum weight of a Hobie Dragoon completely assembled with spinnaker and running gear shall 100 kg. (220.5 lbs.) See Rule #19 of the General Rules.

## **10. TRAPEZES**

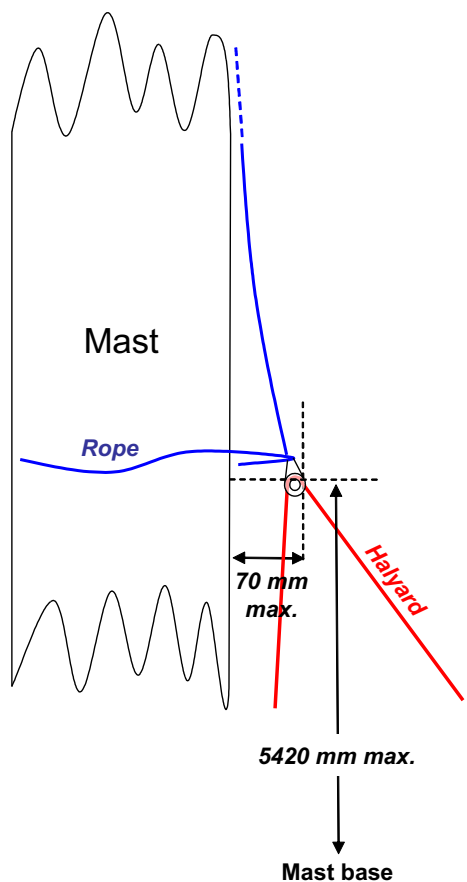
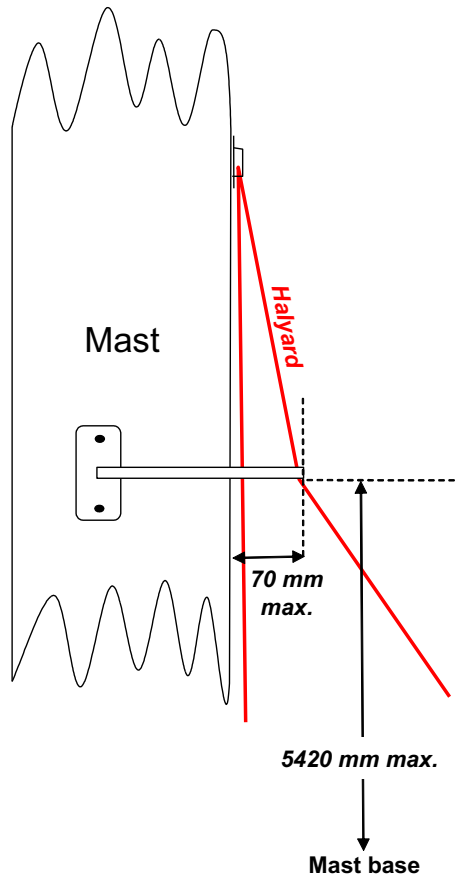
A maximum of two trapeze wires are allowed on each side of the boat.

- 10.1 Trapeze wires may be shortened, lengthened and have adjustable systems installed.
- 10.2 Trapeze shock cords may lead from different fairleads than those supplied by the HOBIE CAT CO.
- 10.3 Trapeze wires may be replaced with lines of any material of not less than 2.5 mm diameter.

## **11. THIRD SAIL (SPINNAKER) AND SPINNAKER POLE (BOWSPRIT)**

- 11.1 The Hobie Dragoon class spinnaker of max. 10.31 m<sup>2</sup> (110.98 sq. ft) as supplied by the HOBIE CAT CO. shall be carried during Class events.
- 11.2 Only bowsprits supplied by a HOBIE CAT COMPANY are class legal. The bowsprit shall have a blunt end cap fitted. The bowsprit shall be fixed on the longitudinal centre line of the boat as provided by the manufacturer. The length of the bowsprit bridle wires shall not be shorter than 1000 mm, and they shall be attached to the bridle tangs. The bowsprit bridle wires may be replaced by line of any material and of minimum diameter of 2.5 mm. Supporting wires/lines may be shortened, lengthened, mounted and/or rigged in any manner. Additional blocks/cleats for spinnaker running gear and jib luff control as well as snuffer type systems may be mounted on the bowsprit.

Hobie Cat Dragoon rule 4.6 ill.:



# HOBIE WAVE CLASS RULES

NOTE: THE HOBIE CLASS GENERAL RULES ARE PART OF THESE RULES.

## 1. RUDDERS AND RUDDER ASSEMBLIES

- 1.1 Rudder blades\* and rudder assemblies\*\* shall be as supplied by the HOBIE CAT CO. or comply with these requirements:
- a) Rudder blades made of another material, yet conforming to the size, shape and minimum weight of the standard rudder blades, may be used. Rudder blades must conform within the minimum and maximum dimensions that are found within the profile plans. Profile plans are available through the IHCA.
  - b) The maximum thickness of a rudder blade(s) shall not exceed 1.015 in. (25.8 mm.), tapering over a distance of 2 ft. (60.96 cm) to a maximum thickness of 1/2 in. (12.7 mm), 2 in. (50.8 mm) from the bottom tip of the rudder. These dimensions are for reference purposes only. Please refer to profile plans for exact dimensions. Profile plans are available through the IHCA.

\* Defined as Hobie Wave and Hobie 16 rudder blades.

\*\* Defined as the original Hobie Wave system and the Hobie Wave EZ Loc system.

NOTE: As of the time of this writing (February 2010) only aftermarket rudders are available that fit the old-style rudder castings.

- 1.2 HOBIE CAT CO. supplied rudder assemblies and rudder blades shall not be modified except for minimum filing to improve fit and function.
- 1.3 A single tiller extension may be added with either an extendable or non-extendable design. The tiller extension shall be connected to the crossbar in the approximate centre. Tiller arms and crossbars may be cut shorter. **NONELECTRICAL CONDUCTIVE TILLER EXTENSIONS ARE RECOMMENDED ON ALL BOATS WORLDWIDE.**

## 2. HULLS

No changes may be made to the hulls that decrease weight or hull strength by removing material from either the outside skin or the internal foam layer.

## 3. SAILS

- 3.1 Mainsail downhaul purchase shall not exceed 3:1 and may be rigged in any manner.

- 3.2 Reefing of any sail is permitted. Reefing design shall be open provided it does not structurally weaken the boat or interfere with basic functions of HOBIE CAT CO. supplied components.

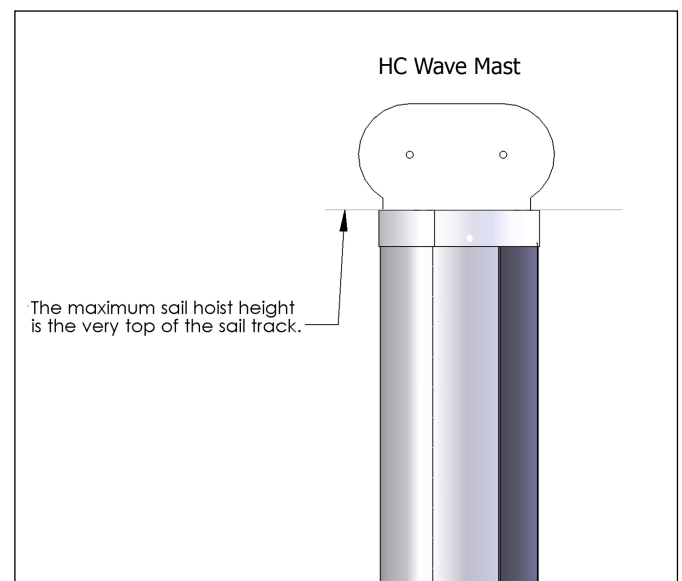
## 4. MASTS

- 4.1 The mast design shall not be altered in any way.
- 4.2 No internal devices are allowed except as supplied.
- 4.3 Each mast shall have a warning label around it, as supplied by the HOBIE CAT CO. The warning label shall be located below the opening in the mast track.
- 4.4 It is not permitted to hoist the head of the sail above the top of the mast track.

## 5. WIRES AND RUNNING GEAR

- 5.1 Running gear of any type may be used provided it is of equal strength, or better than HOBIE CAT CO. supplied equivalent components. Tapered sheets are not allowed.
- 5.2 Additional shroud adjusters may be added to the forestay bridle.

Hobie Cat Wave Rule 4.4 ill.



- 5.3 The clevis pin and ring on the forestay and/or shroud adjuster, as provided by HOBIE CAT

CO., may be replaced by a quick-release pin or shackle.

## 6. EQUIPMENT

- 6.1 Two inspection ports per deck may be added to the boat
- 6.2 Additional safety equipment of any type is permitted.
- 6.3 Mainsheet blocks of different design or make may be used, provided the purchase advantage is equal to or less than 4:1.
- 6.4 The mainsheet system shall be of a conventional type with the lower block(s) attaching to the rear crossbar and the upper block(s) attaching to the clew of the sail.
- 6.5 Replacement blocks or fittings shall not be constructed of exotic materials such as carbon, titanium, etc.
- 6.6 Hiking straps and foot straps may be added.
- 6.7 Trampolines shall comply with IHCA General Class Rule 16.5 except they may come from any source.
- 6.8 Crossbars and decks may be coated to improve footing.
- 6.9 Safety lines are permitted.
- 6.10 A line or shock cord line may through a single block be attached to the bridle wires and run to a cleat of any design on the front crossbar to adjust mast rake. The mechanical purchase shall not exceed 2:1. Attachment to the bridle wires may be rigged in any manner and the dead end of the running line may be attached anywhere on the front crossbar.

## 7. SAFETY EQUIPMENT

- 7.1 A minimum 3/8 inches (9.5 mm) diameter righting line consisting of at least one 14 ft. (4.27 meter) length of line or two 7 ft. (2.13 meter) lengths of line minimum shall be securely attached and readily accessible from each side of the boat. The righting lines shall be in addition to all other required equipment. This rule modifies general rule 8.2.
- 7.2 A mast float, as provided standard with the boat by the HOBIE CAT CO. shall be attached to the mast head while racing.

## 8. MINIMUM CREW WEIGHT

The Hobie Wave shall have a minimum crew weight of 120 lbs. (54.43 kg)

## 9. MINIMUM BOAT WEIGHTS

The minimum weight of a Hobie Wave completely assembled all running gear shall be 251 lbs. (114 kg.) See Rule #19 of the General Rules.

## 10. BOAT IDENTIFICATION

IHCA General Class Rule 12.4 (*Sail Numbers*) does not apply to the Hobie Wave. Boats will be identified by unique bow numbers. Bow numbers shall be at least 10 inches tall, consist of Arabic numerals of the same colour which shall be a contrasting colour to the hull. Bow numbers shall be placed on each outer hull, forward of the front crossbar. If a boat does not have a bow number, one will be assigned by the Organizing Authority. It shall be the boat owner's responsibility to obtain and apply the bow number. RRS 30.4 is changed by replacing "sail number" with "bow number".

## HOBIE 14 CLASSIC / 14 TURBO CLASS RULES

NOTE: THE HOBIE CLASS GENERAL RULES ARE PART OF THESE RULES.

### HOBIE 14 CLASSIC:

#### 1. RUDDERS AND RUDDER ASSEMBLIES

- 1.1 Rudder blades made of another material yet conforming with the size, shape and minimum weight of the standard rudder blades may be used. Rudder blades must conform within the minimum and maximum dimensions that are found within the profile plans. Profile plans are available through the IHCA.
- 1.2 The maximum thickness of a rudder blade(s) shall not exceed 1.015 in. (25.8 mm.), tapering over a distance of 2 ft. (60.96 cm) to a maximum thickness of 1/2 in. (12.7 mm), 2 in. (50.8 mm) from the bottom tip of the rudder. These dimensions are for reference purposes only. Please refer to profile plans for exact dimensions. Profile plans are available through the IHCA.

#### 2. TRAVELLERS AND TRAVELLER CARS

- 2.1 Any type traveller cars that operate in the HOBIE CAT CO. supplied traveller tracks are acceptable. The tracks shall not be altered, changed or added to in any way.
- 2.2 The location and type of traveller cleat may be altered provided it remains attached to the rear crossbar.
- 2.3 The HOBIE CAT CO. supplied integrated traveller systems are class legal.

#### 3. MASTS

- 3.1 A pad eye and single cleat of your choice may be added to either side of the mast for Cunningham adjustment consisting of one line equalling not more than a 2:1 purchase.
- 3.2 Each mast shall have a warning label around it, as supplied by the HOBIE CAT CO. The warning label shall be located below the opening in the mast track.
- 3.3 Minimum filing or cutting to the mast step casting is permitted for the purpose of improving rotation. Stops may be added to replace the standard mast stops. The mast step casting stops may be removed provided a mast rotation control kit is being used under provision of Rule # 3.5 of these rules.
- 3.4 Mast base casting
  - a) For masts without a mast rotation control kit installed, the mast base casting rotation stops may be altered, but the casting rotation stops

shall not be removed, and the mast shall remain free to rotate from side to side. The mast base hook may be filed to allow the mast to rotate freely with the hole in the mast base hook remaining. The mast base hooks on the original mast base castings supplied without the hole must not be filed. The mast base hook shall not be removed.\* The mast shall not have controls to permit adjustments while racing, except as outlined in Rule # 3.5 of these rules and Rule #16.1 of the General Rules.

b) For masts with a mast rotation control kit installed, the mast base casting stops may be removed. The mast base hook may be filed to allow the mast to rotate freely with the hole in the mast base hook remaining. The mast base hooks on the original mast base castings supplied without the hole must not be filed. The mast base hook shall not be removed.\* The mast shall not have controls to permit rotation adjustments while racing, except as outlined in Rule # 3.5 of these rules and Rule #16.1 of the General Rules

\* See illustrated rule interpretation on: [https://hobieclass.com/wp-content/uploads/2025/03/2504-Guidance\\_interpretation-on-Hobie-Cat-14-Class-Rule-3.4.pdf](https://hobieclass.com/wp-content/uploads/2025/03/2504-Guidance_interpretation-on-Hobie-Cat-14-Class-Rule-3.4.pdf)

- 3.5 A mast rotation control kit as supplied by HOBIE CAT CO may be mounted. The mast rotation control purchase shall not be greater than 2:1 and the mast rotation kit shall not have controls to permit adjustments while on trapeze. The mast rotation control kit must be mounted as specified by [HOBIE CAT CO](#) at a height of a minimum of 300 mm measured from the bottom of the mast extrusion (**not from the mast base**) to the center of rotator bolt. The mast rotator control-line must connect directly to the boom.
- 3.6 Provided a mast rotation control kit is mounted and used under the provisions of rule 3.5, the mast base and mast step may be replaced with the ball type system supplied by HOBIE CAT CO.
- 3.7 It is not permitted to hoist the head of the sail above the top of the mast track.

#### 4. WIRES

- 4.1 Shroud chain plates may be shifted a maximum of 1 in. (25.4 mm) fore or aft when attached to the trampoline sidebar. For boats/hulls manufactured in 2007 and onwards shrouds chain plates may attach to the hull in a fixed position if

originally manufactured so by the HOBIE CAT COMPANY.

- 4.2 Bridle length shall not be shorter than 60-7/8 in. (154.62 cm) pin to pin.

## 5. EQUIPMENT

- 5.1 All downhaul systems allowed prior to the upgrade effective April 1st, 2005, will remain class legal.
- a) The upgraded downhaul system shall be as supplied by HOBIE CAT CO and shall not exceed 6:1 purchase. The system shall not be reversed and must be used with the cleat at the lower end of the system.
- b) Blocks and cleats on the upgraded system may be replaced with similar types provided the custom attachments to the mast base and gooseneck supplied by HOBIE CAT CO are used.
- c) Swivel cam cleats are not allowed. The upgraded HOBIE CAT CO downhaul system has limited sideways movement. Any replacement downhaul system shall not exceed the sideways movement of the HOBIE CAT CO supplied system, to allow the downhaul to be operated from hiking or the trapeze position.
- 5.2 The outhaul purchase shall not exceed 2:1. No internal outhaul devices are allowed. The outhaul system may be changed to the owner's and skipper's specification provided the outhaul line runs over the end cap of the boom. Optional friction reducing end caps supplied by HOBIE CAT CO. are permitted. Such end caps may have sheaves built in. Inhaul systems are not allowed.
- 5.3 A single line or shock cord line may be secured to the bridle intersection and run to a cleat on the front crossbar to adjust mast rake. The mechanical purchase shall not exceed 1:1.
- 5.4 A clew keeper line may be tied through the clew of the mainsail to the boom. Blocks or cleats shall not be used. Slugs (maximum of two), that fit into the boom track, may be attached to the clew of the main instead of the clew keeper.
- 5.5 A single trapeze may be used during Class competition. Wire length is optional. Adjustable

systems are optional. Trapeze wires may be replaced with lines of any material of not less than 2.5 mm diameter.

- 5.6 A dolphin striker assembly may be added to the front crossbar.
- 5.7 Two inspection ports per deck may be added to the boat.
- 5.8 Additional grommets may be added to the trampoline.

## 6. MINIMUM CREW WEIGHT

No minimum.

## 7. MINIMUM BOAT WEIGHT

The minimum boat weight of a Hobie 14, completely assembled, shall be 240 lbs. (109 kg.). (See Rule #19 of the General Rules.)

## 8. HOBIE 14 TURBO:

The Hobie 14 Turbo Class Rules are the same as the Hobie 14 Classic Class Rules, except as modified herein.

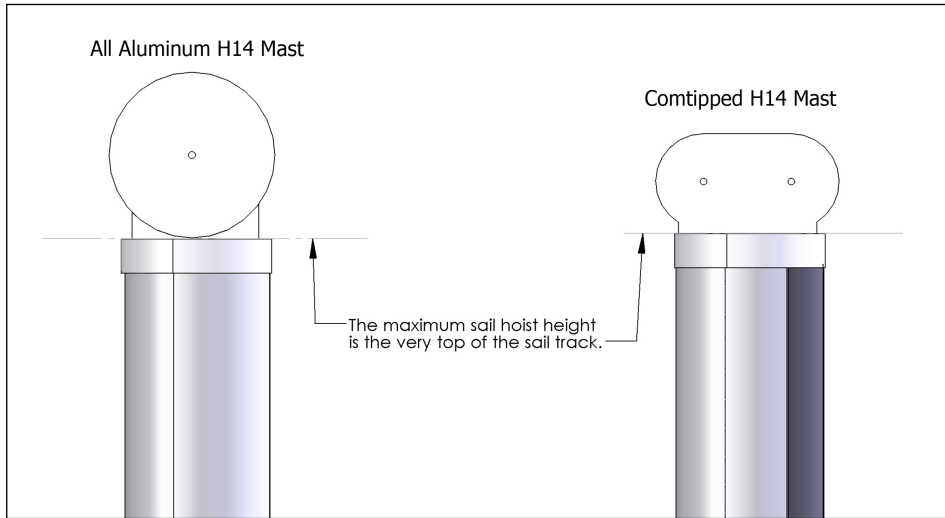
## 9. EQUIPMENT

- 9.1 A single trapeze may be used during Class competition. Wire length is optional. Adjustable systems are optional. Trapeze wires may be replaced with lines of any material of not less than 2.5 mm diameter.
- 9.2 A dolphin striker shall be added to the front crossbar.
- 9.3 Foot straps may be installed on the sidebars or hulls.
- 9.4 The jib and jib assembly must be HOBIE CAT CO. supplied and installed to HOBIE CAT CO. specifications.
- 9.5 Sidebars, crossbars and decks may be coated to improve footing.
- 9.6 Safety lines are permitted.
- 9.7 The pin connecting the jib tack to the furler shall not be lower than 0.76 meters (29,92 inches) measured from an imaginary line from across the top of the decks right behind the bow tangs.

## 10. MINIMUM CREW WEIGHT

150 lbs. (68.1 kg.)

*Hobie Cat 14 Rule 3.7 ill.*



## HOBIE 16 CLASS RULES

NOTE: THE HOBIE CLASS GENERAL RULES ARE PART OF THESE RULES.

### 1. RUDDERS AND RUDDER ASSEMBLIES

- 1.1 Rudder blades made of another material, yet conforming to the size, shape and minimum weight of the standard rudder blades, may be used. Rudder blades must conform within the minimum and maximum dimensions that are found within the profile plans. Profile plans are available through the IHCA.
- 1.2 The maximum thickness of a rudder blade(s) shall not exceed 1.015 in. (25.8 mm.), tapering over a distance of 2 ft. (60.96 cm) to a maximum thickness of 1/2 in. (12.7 mm), 2 in. (50.8 mm) from the bottom tip of the rudder. These dimensions are for reference purposes only. Please refer to profile plans for exact dimensions. Profile plans are available through the IHCA.

### 2. TRAVELLERS AND TRAVELLER CARS

- 2.1 Any type of traveller cars that operate in the HOBIE CAT CO. supplied traveller tracks are acceptable. The tracks shall not be altered, changed or added to in any way.
- 2.2 The location and type of main and jib traveller cleats may be altered, provided they remain attached to their respective crossbars.
- 2.3 Jib traveller cars may be moved and relocated in the jib traveller tracks as desired, provided cleats, swivels or stops are attached to the front crossbar. The jib sheet block shall not be relocated from the track.
- 2.4 The HOBIE CAT CO. supplied integrated traveller systems are class legal.

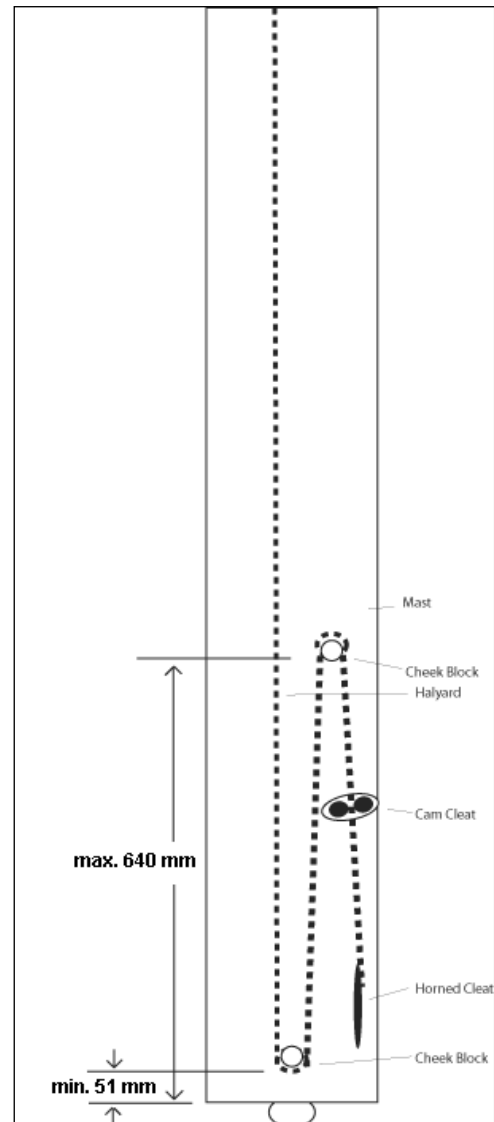
### 3. MAIN AND JIB SAILS

- 3.1 A jib clew plate, measuring not more than 8 in. (20.32 cm) at its longest point and containing not more than five adjustment holes, may be added to the jib.
  - a) A maximum of 1-1/2 in. (38.1 mm) of sail, measured diagonally, may be removed from the jib for installation of the clew plate.
  - b) A grommet, measuring not more than 1-1/2 in. (38.1 mm) at the inside diameter, may be placed at the clew of the jib in place of the jib plate.

- 3.2 Jib batten pockets or velcro type systems may be installed in the Hobie 16 jib leech to eliminate the need for batten ties.
- 3.3 DACRON sails built from IHCA approved patterns and manufactured by the HOBIE CAT CO. are class legal.
- 3.4 Mylar sails built from IHCA approved patterns and manufactured by the HOBIE CAT CO. are class legal in the North American Region only. Mylar sails shall not be class legal for any international events.
- 3.5 The jib luff tension shall not be adjustable at the sail tack while sailing.

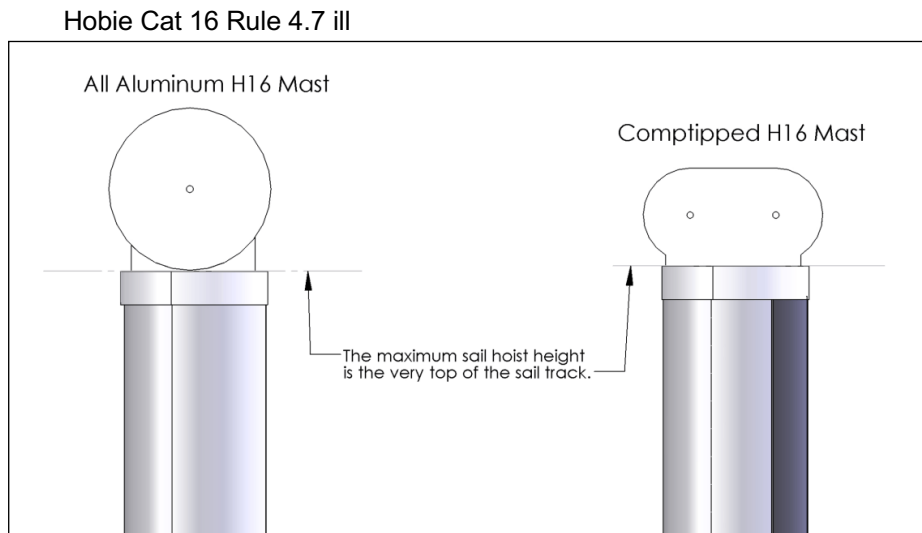
### 4. MASTS

Hobie Cat 16 rule 4.1 ill.:



- 4.1 The standard 3:1 jib halyard downhaul system may be relocated if desired.
- a) A 3:1 maximum purchase pulley system installed at the head of the jib may replace the pigtail and standard jib downhaul system.
  - b) The cleat must remain on the mast with the jib halyard running down the mast and attached to the cleat while sailing.
  - c) Jib halyard tension may be adjusted while sailing.
  - d) The jib halyard can be cleated to both cleats on the mast to pull the halyard to the centre of the mast.
  - e) A cheek block may be added or moved to the centre of the mast to guide the halyard to the front centre of the mast. The block shall in this case be located minimum 51 mm above the base of the mast extrusion using this and the lowest bearing surface of the block as measurement points.
  - f) An additional cheek block may be added to guide the halyard from the centre cheek block to a horned keeper cleat. This block shall be located maximum 640 mm (25,19 in.) above the base of the mast extrusion using this and the highest bearing surface of the block as measurement points.
  - g) A surface mounted cam cleat may be added in front of the horned keeper cleat to make it easier to adjust the halyard. The cam cleat may be mounted at any angle but must be surface mounted and may not swivel from side to side.
  - h) To gain friction the jib halyard may run through the mounted cheek blocks several times before going through the cam cleat.
  - i) When the halyard is not being adjusted the halyard may run through the cam cleat but shall be tied off to the horned keeper cleat.
  - j) Purchase for the jib halyard shall either be at the mast base or between the jib head and mast tang. If purchase is at the base it shall not exceed 5:1 and the halyard shall be wire.
- 4.2 Halyard clips for the purpose of moving the halyard aft of the mast are permitted. The halyard must still cleat to the original cleat on the mast.
- 4.3 A pad eye and single cleat of your choice may be added to either side of the mast for Cunningham adjustment, consisting of one line equalling not more than a 2:1 purchase.
- 4.4 Each mast shall have a warning label around it, as supplied by the HOBIE CAT CO. The warning label shall be located below the opening in the mast track.
- 4.5 Minimum filing or cutting to the mast step casting is permitted for the purpose of improving rotation, but metal shall not be removed for the purpose of achieving mast rake. Stops may be added to replace the standard mast stops but shall not be adjustable.
- 4.6 The mast base casting rotation stops may be altered, but the casting rotation stops shall not be removed, and the mast shall remain free to rotate from side to side. The mast shall not have controls to permit adjustments while racing, except as outlined in Rule #16.1 of the General Rules or as described in these boat class rules.
- 4.7 It is not permitted to hoist the head of the sail above the top of the mast track.
- 5. WIRES**
- 5.1 Bridle lengths shall not be shorter than 44 in. (111.8 cm) pin to pin.
- 5.2 Pigtails may be changed or altered to increase strength only. They must connect at the mast tang and the jib halyard block in the same manner as the HOBIE CAT CO. supplied boat (except when the jib halyard is modified according to 4.1a).
- 6. EQUIPMENT**
- 6.1 All downhaul systems allowed prior to the upgrade effective April 1st 2005 will remain class legal.
- a) The upgraded downhaul system shall be as supplied by HOBIE CAT CO and shall not exceed 6:1 purchase. The system shall not be reversed and must be used with the cleat at the lower end of the system.
  - b) Blocks and cleats on the upgraded system may be replaced with similar types provided the custom attachments to the mast base and gooseneck supplied by HOBIE CAT CO are used.

- c) Swivel cam cleats are not allowed. The up-graded HOBIE CAT CO downhaul system has limited sideways movement. Any replacement downhaul system shall not exceed the sideways movement of the HOBIE CAT CO supplied system, to allow the downhaul to be operated from hiking or the trapeze position.
- 6.2 The outhaul purchase shall not exceed 2:1. No internal outhaul devices are allowed. The outhaul system may be changed to the owner's and skipper's specification provided the outhaul line runs over the end cap of the boom. Optional friction reducing end caps supplied by HOBIE CAT CO. are permitted. Such end caps may have sheaves built in. Inhaul systems are not allowed.
- 6.3 A clew keeper line may be tied through the clew of the mainsail to the boom. Blocks or cleats shall not be used. Slugs (maximum of two) that fit into the boom track may be attached to the clew of the main instead of the clew keeper.
- 6.4 The dolphin striker provided by the HOBIE CAT CO. shall not be removed.
- 6.5 Two inspection ports per deck may be added to the boat.
- 6.6 A swivel connector may be installed at the lower end of the pigtail of the jib forestay.
- 6.7 Foot straps may be installed on the crossbars, sidebars or hulls.
- 6.8 Sidebars, crossbars and decks may be coated to improve footing.
- 6.9 Safety lines are permitted.
- 6.10 Additional grommets may be added to the trampoline.
- 7. CREW**
- 7.1 The minimum combined crew weight of a Hobie 16 shall be 285 lbs. (129.3 kg.). (See Rule #17 of the General Rules.)
- 7.2 The minimum combined women's crew weight for women's class racing events (non-open events) shall be 260 lbs (118.2 kg.). If sailed as part of an open event rule 7.1 applies
- 7.3 For the purpose of Youth Events, the minimum weight shall be 260 lbs (118.2 kg). If sailed as part of an open event rule 7.1 applies.
- 7.4 At World Sailing, World, Regional and National championship events, the crew shall consist of 2 people. For other events see General Rule 17.4 (b).
- 8. MINIMUM BOAT WEIGHT**  
The minimum weight of a Hobie 16, completely assembled, shall be 320 lbs (145.15 kg.). (See Rule #19 of the General Rules).
- 9. TRAPEZES**  
A maximum of two trapeze wires are allowed on each side of the boat. Trapeze wires shall be of stainless-steel wire of not less than 2.38 mm diameter. Supplied wires may be shortened, lengthened and have adjustable systems installed. Trapeze wires may be replaced with lines of any material of not less than 2.5 mm diameter.



## HOBIE 17 CLASS RULES

NOTE: THE HOBIE CLASS GENERAL RULES ARE PART OF THESE RULES.

### 1. RUDDER BLADES, RUDDER ASSEMBLIES AND CENTER BOARDS

- 1.1 The maximum length of the centerboard line is 12-1/2 in. (31.75 cm), measured from the top of the deck to the point of handle that cannot fit in the hole, in the fully up position.
- 1.2 Rudder blades, rudder assemblies and centerboards shall be stock as supplied by the HOBIE CAT CO. HOBIE CAT CO. supplied rudder housings and centerboards shall not be modified except for minimum filing to improve fit and function. Only HOBIE CAT CO. supplied after-market rudders are allowed to replace stock rudders.
- 1.3 Anti-chafing and shimming pads may be added within max. 100 mm (3,93 in) from the front and rear edges of the centre board trunk to improve fit and reduce wear. Shims must not be used for the purpose canting the centre boards and shall be of equal thickness.

### 2. SAILS

- 2.1 Class legal sails:
  - a) Main sails built from HOBIE CAT CO. approved patterns and manufactured by or for HOBIE CAT CO.
  - b) Main sails from an IHCA licensed sailmaker built from the IHCA approved specifications and measurements\*.
- 2.2 Mainsails manufactured by a non-HOBIE CAT CO. sailmaker shall bear the IHCA sail logo\* as class insignia.
- 2.3 Sail downhaul purchase shall not exceed 6:1. Downhaul must cleat on mast, boom or foot of sail and may be rigged in any manner. "Cam" Cleats are legal.  
\* See Appendix F

### 3. MASTS

Each mast shall have a warning label around it, as supplied by the HOBIE CAT CO. The warning label shall be located below the opening in the mast track. Boats manufactured after 1 January 1995 may only sail in European class competition with an all-aluminium mast.

### 4. BOOMS

A shock cord may be installed to remove tension on the outhaul when the outhaul line is uncleated. The maximum purchase is 2:1.

### 5. WIRES

- 5.1 Bridle wire lengths shall not be shorter than 120 in. (3.05 meters) pin to pin.
- 5.2 Supplied trapeze wires may be shortened, lengthened and have adjustable systems installed. Only one trapeze wire per side is allowed. Trapeze wires may be replaced with lines of any material of not less than 2.5 mm diameter.

### 6. EQUIPMENT

- 6.1 The Hobie 17 shall be raced with wings.
- 6.2 A preventer may be added to keep the mast in rotation and may be rigged in any manner.
- 6.3 IHCA General Class Rule 16.5 applies for trampolines except trampolines and wing trampolines may come from any source.
- 6.4 Hiking straps may be added to the trampoline or aluminium crossbars.
- 6.5 Foot straps may be added to the wings.
- 6.6 Righting water bags and/or shroud lengthening devices may be carried on board. The shroud-lengthening device must be returned to its normal storage position after use and before continuing to race. The maximum length of shroud lengthening devices shall be 26 in. (66.0 cm).
- 6.7 Two inspection ports per deck may be added to the boat.
- 6.8 Safety lines are permitted.

### 7. MINIMUM CREW WEIGHT

The minimum combined crew weight of a Hobie 17 shall be 160 lbs. (72.6 kg.). (See Rule 17 of the General Rules).

### 8. MINIMUM BOAT WEIGHT

The minimum boat weight of a Hobie 17 with wings, completely assembled, shall be 330 lbs (149.7 kg.) (See Rule #19 of the General Rules.)

### 9. TRAVELLERS AND TRAVELLER CARS

- 9.1 Any type of traveller cars that operate in the HOBIE CAT CO. supplied traveller tracks are acceptable. The tracks shall not be altered, changed or added to in any way.
- 9.2 The HOBIE CAT CO. supplied integrated traveller systems are class legal.

## HOBIE FX-ONE CLASS RULES

NOTE: THE HOBIE CLASS GENERAL RULES WITH EXEPTION OF RULE 13.3 ARE PART OF THESE RULES.

### 1. RUDDER BLADES, RUDDER ASSEMBLIES AND DAGGERBOARDS

- 1.1. Rudder blades, rudder assemblies and dagger boards shall be stock as supplied by the HOBIE CAT CO.
- 1.2. Top edge of the dagger board in the down position shall not extend below the level of the deck into dagger board trunk.
- 1.3. Anti-chafing and shimming pads may be added to the dagger board trunk to improve fit and reduce wear. Shims must not be used to alter the angle of dagger boards.
- 1.4. HOBIE CAT CO. supplied rudder assemblies, rudder blades and dagger boards shall not be modified except for minimum filing to improve fit and function.

### 2. HULLS AND DECKS

No changes may be made to the hulls that decrease weight or hull strength by removing flotation or standard factory fibreglass reinforced plastic (FRP) lay-up. Minor fairing and repair to the hulls are allowed.

### 3. SAILS

- 3.1. Main sail 14,30 m<sup>2</sup> (153,92 sq. ft) and spinnaker 17 m<sup>2</sup> (182,99 sq. ft.) are to be raced as supplied from HOBIE CAT CO. Only main, and spinnaker sails built from HOBIE CAT CO. approved patterns and manufactured by or for HOBIE CAT CO. are class legal.
- 3.2. Any type of battens supplied by HOBIE CAT CO. is class legal. They may be cut, shaped and tapered as desired. Any type of batten caps may be used.
- 3.3. Mainsail downhaul purchase shall not exceed 16:1 and may be rigged in any manner.
- 3.4. Reefing of any sail is permitted. Reefing design shall be open provided it does not structurally weaken the boat or interfere with basic functions of HOBIE CAT CO. supplied components.
- 3.5. Pig Tails for the purpose of attaching blocks may be added to the clew.

- 3.6. A spinnaker sheet cleat may be added.

- 3.7. Adjustable rope luff and leech lines may be installed within existing luff and leech tapes on spinnakers.

### 4. MASTS

- 4.1. The mast design shall not be altered in any way except for the attachment of fittings and equipment for flying open class third sails or reefing.
- 4.2. No internal devices are allowed except as supplied.
- 4.3. A preventer, or otherwise known as a positive mast rotator, may be added to keep the mast in rotation, and may be rigged in any manner.
- 4.4. Additional mast rotation devices and related control equipment may be installed. Design shall be left open provided it does not structurally weaken the boat.
- 4.5. Spinnaker halyard rigging to be rigged with halyard going up through a turning block no higher than 6.775 meters (22.23 ft.) and then attaching to the spinnaker head.

### 5. WIRES AND RUNNING GEAR

- 5.1. Running gear of any type of stainless steel or rope may be used provided it is of equal strength or better than HOBIE CAT CO. supplied equivalent components.
- 5.2. Additional shroud adjusters may be added to the forestay bridle.
- 5.3. The intersection of the bridle wires while rigged shall not be lower than 0.855 meters (33.66 inches) measured from an imaginary line from across the top of the decks right behind the bridle tangs.

### 6. EQUIPMENT

- 6.1. Additional safety equipment of any type is permitted.
- 6.2. Mainsheet blocks of different design or make may be used provided the purchase advantage is equal to or less than 10:1.

- 6.3. The mainsheet system shall be of a conventional type with the lower block(s) attaching to the traveller car and the upper block(s) attaching to the boom. A strop to attach the upper block to the boom is permitted.
- 6.4. Replacement blocks or fittings shall not be constructed of exotic materials such as carbon, titanium, etc.
- 6.5. Spinnaker sheet blocks of different design or make may be used. Additional blocks may be added. The spinnaker sheet blocks and spinnaker running gear may be mounted/rigged in any manner. The addition of snuffer type retrievable systems, including wind-up/dog leash retrievable halyard systems are allowed.
- 6.6. Hiking straps and foot straps may be added.
- 6.7. Additional grommets may be added to the trampoline.
- 6.8. Crossbars and decks may be coated to improve footing.
- 6.9. Line(s) or elastic cord(s) may be added as tangle preventers for spinnaker and spinnaker sheet/halyard lines.
- 6.10. Safety lines are permitted.
- 6.11. Wings as supplied by Hobie Cat Co. are permitted during racing. Overall beam not to exceed 3.76 meters (12.33 ft.)
- 6.12. Tapered sheets, lines and halyards are permitted.

**7. SAFETY EQUIPMENT**

- 7.1. A minimum 9.5 mm (3/8 inches) diameter righting line consisting of at least one 4.9 meter (16 ft.) length of line or two 2.45 meter (8 ft.) lengths of line minimum shall be securely attached and readily accessible from each side of the boat. The righting lines shall be in addition to all other required equipment.
- 7.2. Righting water bags, righting pole type devices and shroud lengthening devices may be carried

on board. Maximum extension of shroud lengthening devices is 68.6 cm (27 inches). The shroud lengthening device must be returned to its normal storage position after use and before continuing to race.

**8. MINIMUM CREW WEIGHT**

The Hobie FX-ONE shall have a minimum combined crew weight of 72 kg (158.73 lbs.).

**9. MINIMUM BOAT WEIGHTS**

The minimum weight of a Hobie FX-ONE, completely assembled with spinnaker and running gear shall be 148.5 kg (327.39 lbs). See Rule #19 of the General Rules.

**10. TRAPEZES**

- 10.1. A maximum of one trapeze wire is allowed on each side of the boat.
- 10.2. Trapeze wires may be shortened, lengthened and have adjustable systems installed.
- 10.3. Trapeze shock cords may lead from different fairleads than those supplied by the HOBIE CAT CO.
- 10.4. Trapeze wires may be replaced with lines of any material of not less than 2.5 mm diameter.

**11. SPINNAKER AND SPINNAKER POLE (BOWSPRIT)**

- 11.1. The Hobie FX-ONE class spinnaker of 17 m<sup>2</sup> (182,99 sq. ft.) as supplied by the HOBIE CAT CO. shall be carried during Class events
- 11.2. Only bowsprits supplied by a HOBIE CAT CO are class legal. The bowsprit shall have a blunt end cap fitted. The bowsprit shall be fixed on the longitudinal centre line of the boat as provided by the manufacturer. Supporting wires/lines may be shortened, lengthened, mounted and/or rigged in any manner. Additional blocks/cleats for spinnaker running gear as well as snuffer type systems may be mounted on the bowsprit.

## HOBIE 18

NOTE: THE HOBIE CLASS GENERAL RULES ARE PART OF THESE RULES.

1. **RUDDER BLADES, RUDDER ASSEMBLIES AND DAGGER BOARDS**
  - 1.1 Rudder blades, rudder assemblies and dagger boards shall be stock as supplied by the HOBIE CAT CO. HOBIE CAT CO. supplied rudder housings and dagger boards shall not be modified except for minimum filing to improve fit and function. Only HOBIE CAT CO. supplied after-market rudders are allowed to replace stock rudders.  
Finline rudder blades shall not be considered class legal after 1<sup>st</sup> September 2017.
  - 1.2 The curved section of the dagger board above the rope handle hole may be removed in a horizontal plane to the deck. The rope handle hole and any part of the dagger board below the rope handle hole must not be altered.
  - 1.3 Anti-chafing and shimming pads may be added to the dagger board trunk to improve fit and reduce wear. Shims must not be used to alter the angle of dagger boards.
2. **SAILS**
  - 2.1 A reef point may be added to the mainsail.
  - 2.2 A jib clew plate, measuring not more than 8 in. (20.32cm) at its longest point and containing not more than five adjustment holes, may be added to the jib.
    - a) A maximum of 1-1/2 in. (38.1 mm) of sail, measured diagonally, may be removed from the jib for installation of the clew plate.
    - b) A grommet measuring not more than 1-1/2 in. (38.1 mm) at the inside diameter may be placed at the clew of the jib in place of the jib clew plate.
  - 2.3 Pig tails for the purpose of attaching blocks may be added to the clew of the jib and the boom bale
3. **MASTS**
  - 3.1 Each mast shall have a warning label around it, as supplied by the HOBIE CAT CO. The warning label shall be located below the opening in the mast track.
  - 3.2 Mast spreader arms may have additional holes added to each spreader arm to allow additional adjustment up to a maximum of 60 mm of spreader rake.
4. **WIRES**

Bridle lengths shall not be shorter than 41 in. (104.14 cm) pin to pin.

  - 5.1 Sail downhaul purchase shall not exceed 8:1 purchase. Rigging of downhaul and related control equipment may be installed to the owner's and skipper's specification, provided it does not structurally weaken the mast or the boat or interfere with other HOBIE CAT CO. components. The downhaul attachment point to the sail shall remain in the same location as supplied by the HOBIE CAT CO.
  - 5.2 Line(s) or bungee cord(s) may be added as a tangle preventer for jib sheet lines.
  - 5.3 Foot straps may be installed on the hulls.
  - 5.4 Crossbars and decks may be coated to improve footing.
  - 5.5 Safety lines are permitted.
  - 5.6 Mast rotation devices and related control equipment may be installed to the owner's and skipper's specification, provided it does not structurally weaken the mast or the boat or interfere with HOBIE CAT CO. components.
  - 5.7 The jib cleat block on each side of the boat may be moved from its original position. If moved, the jib cleat block shall only be mounted to a fixed position to the owner's and skipper's specification provided wires/wire systems are not used and the mounting does not structurally weaken the boat or interfere with other HOBIE CAT CO. components. A boat shall have no more than two jib cleat blocks.
  - 5.8 Mainsail blocks purchase shall not exceed 10:1 and may be rigged in any manner.
  - 5.9 Double traveller cars may be used. They shall be linked, and the sheeting angle and traveller line sheaves shall perform the same function as the original single traveller car.
  - 5.10 Trampolines shall comply with IHCA General Class Rule 16.5 except they may come from any source.

**6. CREW**

- 6.1 The minimum combined crew weight of a Hobie 18 shall be 295 lbs. (133.8 kg.) (See Rule No 17 of the General Rules.)
- 6.2 The minimum combined women's crew weight for women's class racing events (non-open events) shall be 260 lbs (118.2 kg.)
- 6.3 At World Sailing, World, Regional and National championship events, the crew shall consist of 2 people. For other events see General Rule 17.4 (b).

**7. MINIMUM BOAT WEIGHT**

The minimum weight of a Hobie 18, completely assembled, shall be 400 lbs. (181.4 kg). (See Rule #19 of the General Rules.)

**8. TRAPEZES**

A maximum of two trapeze wires are allowed on each side of the boat.

- a) Supplied wires may be shortened, lengthened, and have adjustable systems installed.
- b) Trapeze shock cords may lead from different fairleads than those supplied by the HOBIE CAT CO. but shall lead through the hull flange.
- c) Trapeze wires may be replaced with lines of any material of not less than 2.5 mm diameter.

## **HOBIE TIGER CLASS RULES**

The Hobie Tiger Class Rules have been modified to the World Sailing Standard Class Rule (SCR) format. Hence, the Tiger rules are now in a separate document. This document is available for download from:

<http://www.hobieclass.com>

## HOBIE WILD CAT CLASS RULES

The Hobie Wild Cat Class Rules have been written to the World Sailing Standard Class Rule (SCR) format. Hence, the Wild Cat rules are in a separate document. This document is available for download from:

<http://www.hobieclass.com>

## HOBIE 20 CLASS RULES

NOTE: THE HOBIE CLASS GENERAL RULES ARE PART OF THESE RULES.

1. **RUDDER BLADES, RUDDER ASSEMBLIES AND DAGGERBOARDS**
  - 1.1 Rudder blades\*, rudder assemblies and dagger boards shall be stock as supplied by the HOBIE CAT CO. Only HOBIE CAT CO. supplied after-market rudders\* are allowed to replace stock rudders.  
\* Defined as H-20 and H-16 EPO rudder blades.
  - 1.2 Dagger boards in the down position shall not extend into the dagger board trunk beyond one half the diameter of the rope handle hole.
  - 1.3 Anti-chafing and shimming pads may be added to the dagger board trunk to improve fit and reduce wear. Shims must not be used to alter the angle of dagger boards.
  - 1.4 HOBIE CAT CO. supplied rudder assemblies, rudder blades and dagger boards shall not be modified except for minimum filing to improve fit and function.
  - 1.5 Rudder pins may be made of any material.
2. **HULLS AND DECKS**

No changes may be made to the hulls that decrease weight or hull strength by removing flotation or standard factory fibreglass reinforced plastic (FRP) lay-up.
3. **SAILS**
  - 3.1 Battens of any type may be used. They may be cut, shaped and tapered as desired. Any type of batten caps may be used.
  - 3.2 Mainsail downhaul purchase shall not exceed 8:1 purchase. The downhaul line must cleat on the mast or foot of the sail and may be rigged in any manner. "Cam" cleats are legal.
  - 3.3 Jib sail downhaul purchase shall not exceed 4:1 and may be rigged in any manner.
  - 3.4 Reefing of any sail is permitted. Reefing design shall be left to the owner's and designer's choice provided it does not structurally weaken the boat or interfere with basic functions of the HOBIE CAT CO. supplied components.
  - 3.5 A roller furler may replace the HOBIE CAT CO. supplied jib tack.
  - 3.6 Pig Tails for the purpose of attaching blocks may be added to the clew of the jib and the boom bale.
- 3.7 Class legal sails:
  - a. Main sails built from HOBIE CAT CO. approved patterns and manufactured by or for HOBIE CAT CO.
  - b. Main sails and jibs from an IHCA licensed sailmaker built from the IHCA Hobie Cat 20 cut file.
- 3.8 Mainsails manufactured by an IHCA licensed sailmaker shall bear the IHCA sail logo\* as class insignia.  
\* See Appendix G
4. **MASTS**
  - 4.1 The mast design shall not be altered in any way except for the attachment of fittings and equipment for flying open class third sails or reefing.
  - 4.2 No internal devices are allowed except as supplied.
  - 4.3 All halyard lines running above the hounds must be nonelectrical conducting. (In North America only.)
  - 4.4 A preventer may be added to keep the mast in rotation and may be rigged in any manner.
  - 4.5 Additional mast rotation devices and related control equipment may be installed to the owner's and/or skipper's specifications provided they do not structurally weaken the boat or interfere with HOBIE CAT CO. supplied components.
  - 4.6 Each mast shall have a warning label around it, as supplied by the HOBIE CAT CO. The warning label shall be located below the opening in the mast track.
5. **BOOMS**
  - 5.1 A shock cord may be installed to remove tension on the outhaul when the outhaul line is uncleated. The maximum purchase is 2:1
  - 5.2 A turning block for outhaul adjustment line is allowed to be added to boom as long as purchase advantage is not changed.
6. **WIRES AND RUNNING GEAR**
  - 6.1 Running gear of any type may be used provided it is of equal strength or better than HOBIE CAT CO. supplied equivalent components.
  - 6.2 Additional shroud adjusters may be added to the forestay bridle.

6.3 The clevis pin and ring on the forestay adjuster, as provided by the HOBIE CAT CO., may be replaced by a quick-release pin, shackle or the like.

6.4 Bridle wire lengths shall not be shorter than 44 in. (1.12 meters).

## 7. EQUIPMENT

7.1 The Hobie 20 shall be raced without wings.

7.2 Compasses, navigation and speed metering equipment of any type are permitted.

7.3 Additional safety equipment of any type is permitted.

7.4 Mainsheet blocks of different design or make may be used, provided the purchase advantage is equal to or less than 10:1.

7.5 Genoa sheet blocks of different design or make may be used provided the purchase advantage is equal to or less than 3:1.

7.6 Hiking straps and foot straps may be added.

7.7 Trampolines shall comply with IHCA General Class Rule 16.5 except they may come from any source.

7.8 Crossbars and decks may be coated to improve footing.

7.9 Line(s) or bungee cord(s) may be added as tangle preventers for jib sheet lines.

7.10 Safety lines are permitted.

7.11 Inboard - outboard jib traveller systems may be permanently fixed or adjustable. Wires may be removed or modified.

7.12 Tapered sheets, lines and halyards are permitted.

7.13 A cleat and fairlead for controlling the traveller line may be mounted on the traveller or rear crossbar in any manner so long as the mounting bracket does not block or otherwise interfere with the traveller's movement, or allow the traveller to be sheeted to windward of the boat's centreline.

## 8. SAFETY EQUIPMENT

8.1 A minimum 3/8 in. (9.5 mm) diameter righting line consisting of at least one 16 ft. (4.9 meter) length of line or two 8 ft. (2.45 meter) lengths of

line minimum shall be securely attached and readily accessible from each side of the boat. The righting lines shall be in addition to all other required equipment.

8.2 Righting water bags, righting pole type devices, and shroud lengthening devices may be carried on board. Maximum extension of shroud lengthening devices is 27 in. (68.6 cm). The shroud lengthening device must be returned to its normal storage position after use and before continuing to race.

## 9. CREW

9.1 The Hobie 20 shall have a minimum combined crew weight of 295 lbs. (133.8 kg.).

9.2. At Regional and National championship events, the crew shall consist of 2 people. For other events see General Rule 17.4 (b).

## 10. MINIMUM BOAT WEIGHTS

The minimum weight of a Hobie 20, completely assembled, shall be 420 lbs. (190.5 kg.). See Rule #19 of the General Rules.

## 11. TRAPEZES

A maximum of two trapeze wires are allowed on each side of the boat.

a) Supplied trapeze wires may be shortened, lengthened and have adjustable systems installed.

b) Trapeze shock cords may lead from different fairleads than those supplied by the HOBIE CAT CO.

c) Trapeze wires may be replaced with lines of any material of not less than 2.5 mm diameter.

## 12. OPEN CLASS

In Open Class racing there are no limitations on spinnaker, spinnaker pole, spinnaker gear, hiking or sheeting systems. However, HOBIE CAT CO. does not condone or recommend these changes due to possible boat, gear, or component fatigue failure.

## 13. OPTIONAL OPEN CLASS THIRD SAIL (SPINNAKER)

Third sail of open design may be carried on board and used on any point of the race. Fittings and equipment to fly the sail are the owner's and designer's choice. Third sail shall be legal only for Open Class racing

## Appendix A

### TRAPSEAT GUIDELINES FOR THE HOBIE 16

**NOTE: These guidelines are meant as guidelines only and do not have status as class rules. It must be handled through Notice of Race and Sailing Instructions, if the guidelines (or part of them) shall be used as rules.**

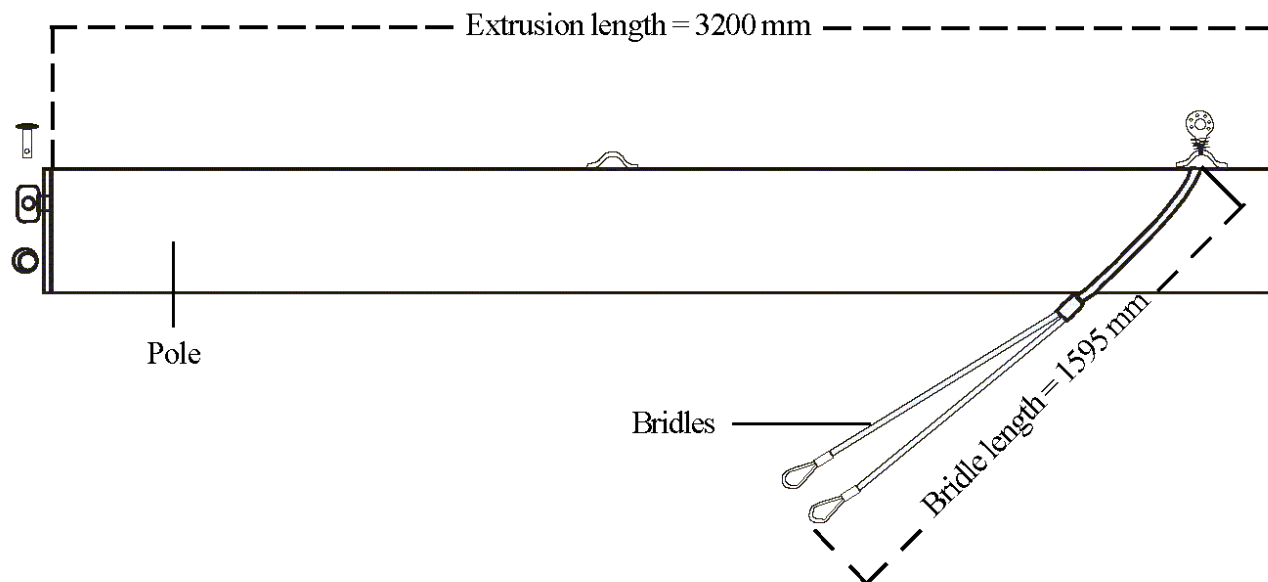
1. **FORMAT**  
A Hobie Cat 16 with trapeze seats shall be sailed by a helmsperson and crew. Crew shall number one except where race organisers rule that crew in all craft shall number two.
2. **HELMSPERSON**
  - 2.1 The helmsperson shall be disabled i.e. shall be classifiable according to that version of the IFDS Functional Classification System current at the time of the championship.  
OR
  - 2.2 The helmsperson may be able-bodied or disabled.
3. **CREW**  
The crew may be able-bodied or disabled.
4. **NUMBER OF TRAPEZES**  
There shall be two trap seats attached to each boat.
5. **HIKING**  
The crew may hike from any position.
6. **POSITION WHEN RACING**  
When racing, no part of the torso of the helmsperson shall pass the centre line of the boat.
7. **CAPSIZE**  
Rule 6 shall not apply in the event of a capsize.
8. **NOMINATION OF STEERING SIDE**  
Before each race, each helmsperson shall nominate the side of the boat from which he/she will steer the boat.
9. **DISQUALIFICATION**  
No competitor will be disqualified due to assistance received in the event of a capsize or other emergency deemed such by the race organisers.

## Appendix B

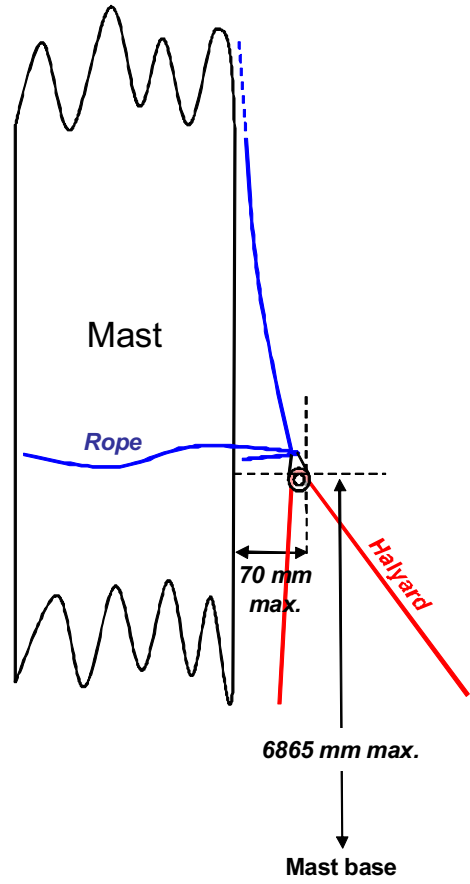
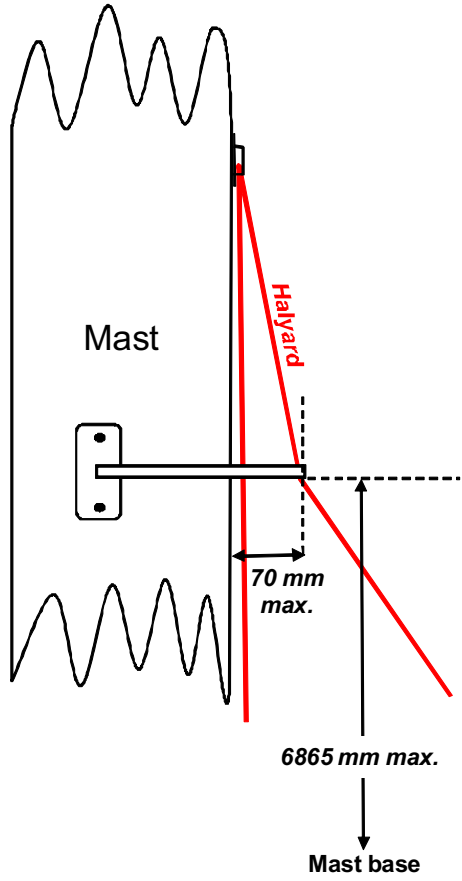
### IHCA Supplement to the International Hobie Cat 16 Class Rules. THE USE OF THIS SUPPLEMENT IS AUTHORISED FOR YOUTH EVENTS ONLY.

1. The IHCA General Class Rules and the Hobie Cat 16 Class Rules are part of these rules.
2. Only spinnaker sails, bowsprits and snuffer kits built from HOBIE CAT CO. approved patterns and manufactured by or for HOBIE CAT CO. are class legal.
3. The Hobie 16 class spinnaker of maximum 17,65 m<sup>2</sup>, the bowsprit of 3200mm length (+/- 5 mm) and the snuffer as supplied by a HOBIE CAT CO. shall be carried during class events when this supplement is in force.
4. The bowsprit shall be fixed on the longitudinal centre line of the boat as provided by the manufacturer. Bowsprits shall have a blunt end cap fitted. The length of the bowsprit bridle wires shall not be shorter than 1595 mm, and they shall be attached to the bridle tangs. The bowsprit bridle wires may be replaced by line of any material and of minimum diameter of 2.5 mm. Additional supporting lines for the bowsprit may be mounted and/or rigged in any manner.
5. The head of the spinnaker shall not be hoisted higher than 6865 mm from the base of the extrusion. At the halyard block or keeper the bearing surface of the halyard shall be no more than 70 mm from the surface of the mast. For the purposes of measurement, the halyard shall be pulled tight to the tack fitting.
6. Spinnaker sheet blocks of different design or make may be used. Additional blocks may be added. The spinnaker sheet blocks and spinnaker running gear may be mounted/rigged in any manner.
7. Tapered sheets, lines and halyards for the spinnaker are permitted.
8. Line(s), elastic cord(s) and covers may be added as tangle preventers for jib sheet lines, spinnaker and spinnaker sheet/halyard lines.
9. Adjustable rope luff and leech lines may be installed within existing luff and leech tapes on spinnakers.

*App. B rules 3 and 4 ill.:*



App. B rule 5 ill.:



## Appendix C

### Copy of the IHCA MEASURERS ADMINISTRATION Bylaw

#### 1. MEASURERS ADMINISTRATION

The IHCA Rules Committee shall be responsible for administering the Measurer's programme. The responsibilities of an IHCA measurer include:

- a. communicating – with the help of the IHCA Rules Committee which includes publishing and distributing the Class Rules Changes; addressing questions from their Regional/National Class Association; disseminating any other relevant information;
- b. proposing changes to the IHCA Rules Committee;
- c. dealing with such matters as any IHCA Committee may request.

#### 2. REQUIREMENTS FOR APPOINTMENT AS AN IHCA MEASURER

A candidate for Appointment shall be nominated by his or her country's/region's Hobie Association.

#### 3. QUALIFICATIONS FOR AN IHCA MEASURER

A candidate for initial appointment as an IHCA Measurer shall:

- a. have an intimate knowledge of the IHCA Class Rules and the World Sailing
- b. have a working understanding of Measurement Rules;
- c. have an ability to apply the relevant rules and make correct decisions;
- d. have the necessary technical skills;
- e. display the temperament and behaviour expected from an Measurer at a principal event;
- f. contribute to development of the IHCA Rules Committee and further the objectives, rule of the IHCA;
- g. a Measurer should not be employed by or be a consultant to a Hobie Cat Manufacturer.

#### 4. CONSIDERATIONS FOR APPOINTMENT OR RE-APPOINTMENT

In addition, the IHCA Rules Committee shall consider the following when considering an application:

- a. any comments received through the World Sailing;
- b. the candidate's experience in measurement;
- c. other information as it may consider relevant.

#### 5. TERMINATION OF APPOINTMENT

The IHCA Rules Committee may at any time and for any reason recommend to the IHCA Council the termination of a measurer's appointment.

## Appendix D

### Additions to all IHCA Class Racing Sailing Instructions.

**It is recommended that ALL Hobie Class events the Race Committee use the IHCA Standard Class Sailing Instructions and Courses.  
See [www.hobieclass.com](http://www.hobieclass.com) for download.**

It should be noted that no authority has the rights to alter or change the IHCA Class Rules. The IHCA MUST be contacted prior to any rule change to seek their permission and when appropriate the IHCA will also contact World Sailing for their approval.

### **At a minimum, the following be inserted by the Organising Authority Notice of Race**

1. RULES  
The Class Rules of the International Hobie Class Association will apply.
  
- ALTERNATIVE PENALTIES FOR RRS PART 2 RULE INFRINGEMENTS
2. **IHCA One-Turn Penalty Rule**  
Rules 44.1 is changed so that only One Turn Penalty, including one tack and one gybe, is required.
3. RADIO COMMUNICATION  
Except in an emergency, a boat shall neither voice or data transmissions and shall not receive voice or data communication not available to all boats. This restriction also applies to mobile telephones.  
(OR)  
While on the water, a boat shall not carry equipment capable of voice or data transmissions and shall not receive voice or data communication. This restriction also applies to mobile telephones  
(OR)  
Sailors may bring and use VHF radio. Its use and restrictions will be described in the Sailing Instructions.

### **At a minimum, the following be inserted by the Race Committee Sailing Instructions**

- ALTERNATIVE PENALTIES FOR RRS PART 2 RULE INFRINGEMENTS
1. **IHCA One-Turn Penalty Rule**  
Rules 44.1 is changed so that only One Turn Penalty, including one tack and one gybe, is required.
2. SCORING, PENALTIES AND PENALTY SCORING  
Boats penalised under the class rules for boat, crew weight and equipment violations will be scored – DNE – Disqualified Not Excludable.
3. RULES  
The Class Rules of the International Hobie Class Association will apply.
4. RADIO COMMUNICATION  
Except in an emergency, a boat shall neither make radio transmissions while racing nor receive radio communications not available to all boats. This restriction also applies to mobile telephones.  
(OR)

While on the water, a boat shall not carry equipment capable of making voice or data transmissions and shall not receive voice or data communication. This restriction also applies to mobile telephones.

(OR)

#### RADIO COMMUNICATION

- XX.1 Radio communications between boats and the Race Committee during racing will be carried out on VHF Channel XX. Competitors are advised to maintain a listening watch on this channel at all times.
- XX.2 The following communications may be made by the race committee using the designated VHF Channel in addition to any Race Signals. This changes RRS 29, 32, 33 and 41.
- (a) Courses, including the bearing and distance to the first mark.
  - (b) Postponements and abandonments.
  - (c) Identification of boats during start sequence.
  - (d) Boats identified as OCS and general recalls.
  - (e) Changing courses or marks and identify marks
  - (f) Shortening the Course
  - (g) Time limits
- (World Sailing) Safety
- XX.3 Failure to make or receive such communications shall not be grounds for redress.
- XX.4 A boat shall neither make radio transmissions whilst racing nor receive radio communications not available to all boats except as described in SI XX and XX. *This restriction also applies to mobile telephones.*
- XX.5 No boat shall instigate radio communication on the official race frequency from 10 minutes before the scheduled time for the first warning signal until 10 minutes after the last start.
- XX.6 A yacht retiring from a race must at the earliest opportunity notify the Race Committee of this by hail, message, VHF on Channel XX
- XX.7 In the event of changes of course, repositioning of marks, changes in description of marks, shortening the course, or abandoning a race, the Race Committee may make an official announcement over the radio on Channel XX. This may substitute or be made in conjunction with traditional methods as provided for in the RRS. This changes rules 32.1, 32.2, 33.
- XX.8 Any radio communications by the Race Committee involving naming or misnaming of boats and/or their numbers, colors, designs, logos, or shapes cannot be used as evidence in any subsequent redress hearing. This changes rule 62.1(a).

#### SAFETY

##### TRAPEZE HARNESSSES

Sailors are strongly recommended to use trapeze harnesses with a quick release hookless system or a quick release variety complying with ISO 10862 which allows the competitor to detach from the hook or other method of attachment at any time.

##### ELECTRICAL POWER LINES – AVOID!!!

Before raising the mast, and always while sailing, check for and avoid low overhead electrical power lines. If you see a power line, AVOID IT! A MAST COMING IN CONTACT OR EVEN NEAR AN ELECTRICAL POWER LINE CAN CAUSE SERIOUS INJURY OR DEATH TO PEOPLE ON OR TOUCHING THE BOAT!

##### HELMETS

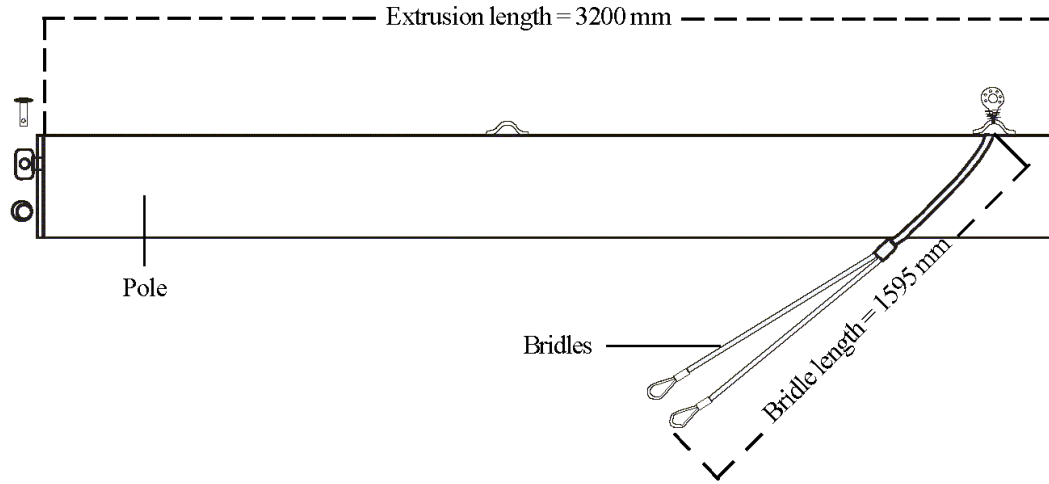
If sailors wish to wear head protection, it is strongly recommended they use helmets of European standard EN1385.

## Appendix E

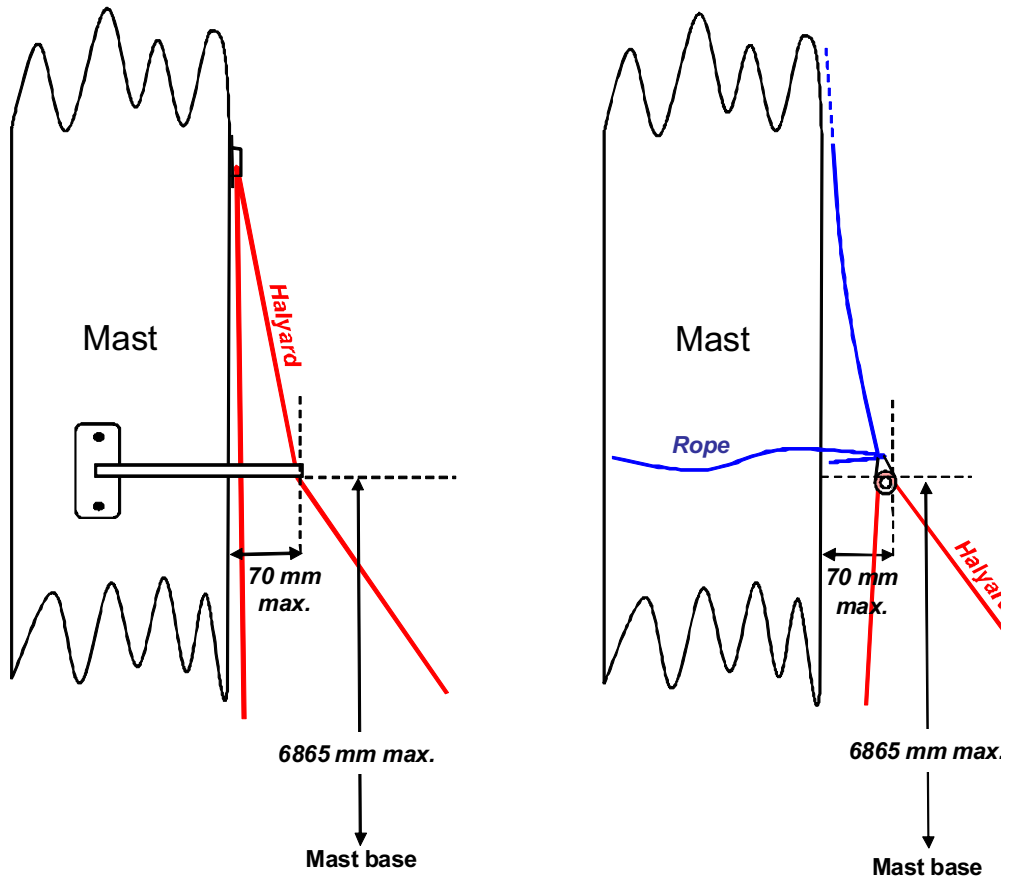
### IHCA Supplement to the International Hobie Cat 16 Class Rules use of spinnaker

1. When this Appendix is taking effect by mention in the Notice of Race and Sailing Instructions, it forms part of the IHCA General Class Rules and the Hobie Cat 16 Class Rules.
2. The use of this supplement must be included in the notice of race and sailing instructions permission is required from the International Hobie Class Association prior to use. It may not be used for Class World Championships.
3. Only spinnaker sails, bowsprits and snuffer kits built from HOBIE CAT CO. approved patterns and manufactured by or for HOBIE CAT CO. are class legal.
4. The Hobie 16 class spinnaker of maximum 17,65 m<sup>2</sup>, the bowsprit of 3200mm length (+/- 5 mm) and the snuffer as supplied by a HOBIE CAT CO. shall be carried during class events when this supplement is in force.
5. The bowsprit shall be fixed on the longitudinal center line of the boat as provided by the manufacturer. The bowsprit shall have a blunt end cap fitted. The length of the bowsprit bridle wires shall not be shorter than 1595 mm, and they shall be attached to the bridle tangs. The bowsprit bridle wires may be replaced by line of any material and of minimum diameter of 2.5 mm. Additional supporting lines for the bowsprit may be mounted and/or rigged in any manner.
6. The head of the spinnaker shall not be hoisted higher than 6865 mm from the base of the mast extrusion. At the halyard block or keeper, the bearing surface of the halyard shall be no more than 70 mm from the surface of the mast. For the purposes of measurement, the halyard shall be pulled tight to the tack fitting.
7. Spinnaker sheet blocks of different design or make may be used. Additional blocks may be added. The spinnaker sheet blocks and spinnaker running gear may be mounted/rigged in any manner.
8. Tapered sheets, lines and halyards for the spinnaker are permitted.
9. Line(s), elastic cord(s) and covers may be added as tangle preventers for jib sheet lines, spinnaker and spinnaker sheet/halyard lines.
10. Adjustable rope luff and leech lines may be installed within existing luff and leech tapes on spinnakers.

App. E rules 4 and 5 ill.:



App. E rule 6 ill.:



**Appendix F – Hobie Cat 17 sail**  
Sails manufactured under the provisions of Gen. Class Rule 6

1. IHCA licensed sailmaker(s):
  - a. Elliott Loft, LCC.
  - b. Whirlwind Sails.
2. Sails manufactured by a licensed sailmaker must comply with the specifications and measurements in this appendix.
3. All main sails manufactured by non-HOBIE CAT CO. sailmakers shall bear the IHCA sail logo as class insignia:



Height of logo: 279 mm (11 inches).

Positioning: RRS G 1.3 applies

Full resolution/size logo can be downloaded from: <https://hobieclass.com/class-rules/>

4. Sail numbers:
  - a. Re-use the sail number from the owners old/existing main sail.
  - b. The sail numbers shall be on both sides of the sail with a contrasting color to the body of the sail clearly legible when the sail is set. The minimum height of the numbers shall be 305 mm (12 inches).
  - c. RRS G 1.3 applies for positioning.
5. An IHCA sail royalty/certification label shall be permanently attached by the sailmaker on any mainsail manufactured by a non-Hobie Cat Co. sailmaker to verify the sail is built to the IHCA specifications:

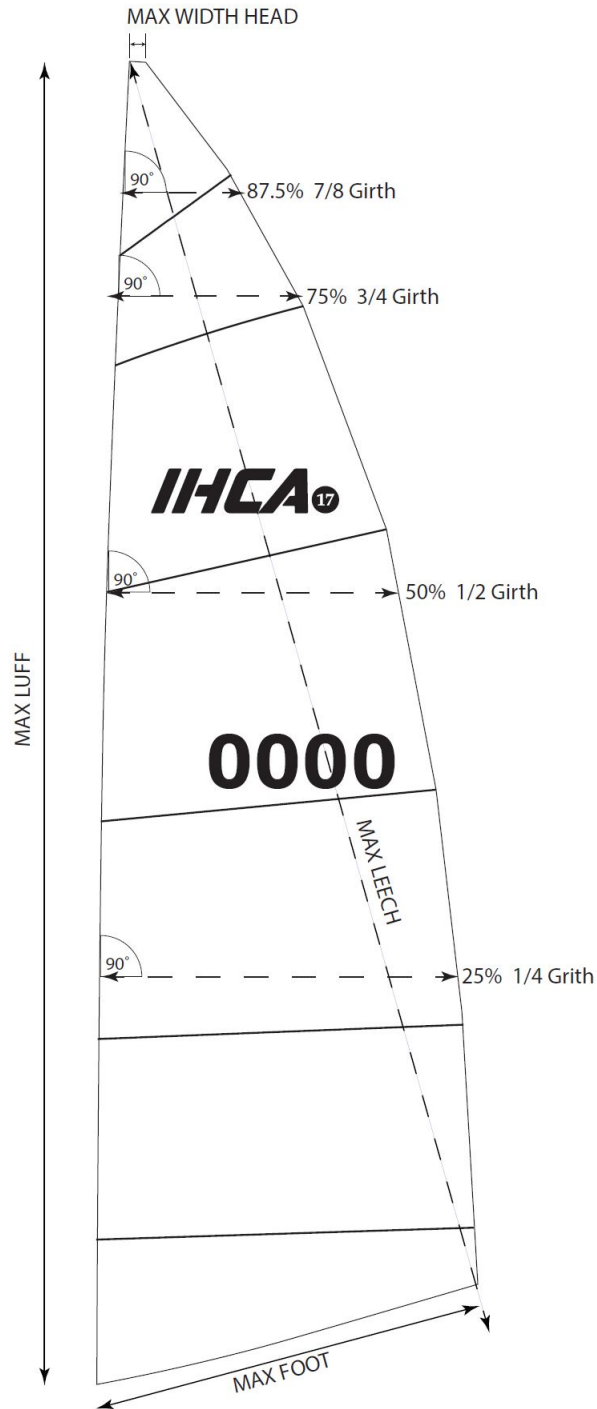


Royalty/certification labels shall be purchased by the sailmaker from IHCA:  
[mcveigh.rich@gmail.com](mailto:mcveigh.rich@gmail.com)

6. Sail specifications:
  - a. Max. number of full battens 6, spacing open.
  - b. Battens of any type may be used.

- c. Panel layout and orientation is open.
- d. Sail cloth list:
  - i. Dimension/Polyant PX10.
  - ii. Dimension/Polyant PXB10

7. Sail measurements:



Max Head width = 140 mm  
Max Leech = 7727 mm  
Max Luff = 8082 mm  
Max Foot = 2418 mm

Max Girths are found by doing the following:

- a. First remove all battens
- b. To find 50% (1/2) of the Leech, fold top of Head to Clew, Mark the spot on the Leech where the fold is as 50% of Leech
- c. To find 25% (1/4) of the Leech, fold Clew to 50% mark, Mark the spot on the Leech where the fold is as 25% of Leech
- d. To find 75% (3/4) of the Leech, fold Head to 50% mark, Mark the spot on the Leech where the fold is as 75% of Leech
- e. To find 87.5% (7/8) of the Leech, fold Head to 75% mark, Mark the spot on the Leech where the fold is as 87.5% of Leech
- f. Now measure at a 90-degree angle from inside the bolt rope to each mark. Sail dimensions may not exceed the following dimensions,

25% (1/4) Max Girth = 2329 mm

50% (1/2) Max Girth = 1996 mm

75% (3/4) Max Girth = 1313 mm

87.5% (7/8) Max Girth = 748 mm

NOTE: Measurements amended 220805 following consultations with the licensed sailmakers.

**Appendix G – Hobie Cat 20 sail**  
Sails manufactured under the provisions of Gen. Class Rule 6

1. IHCA licensed sailmaker(s):
  - a. Elliott Loft, LCC.
  - b. Whirlwind Sails.
2. Sails manufactured by a licensed sailmaker must be built using the IHCA Hobie Cat 20 cut file.
3. Main sails manufactured by an IHCA licensed sailmaker shall bear the IHCA sail logo as class insignia:



Height of logo: 279 mm (11 inches).

Positioning: RRS G 1.3 applies

Full resolution/size logo can be downloaded from: <https://hobieclass.com/class-rules/>

4. Sail numbers:
  - a. Re-use the sail number from the owners old/existing main sail.
  - b. The sail numbers shall be on both sides of the sail with a contrasting color to the body of the sail clearly legible when the sail is set. The minimum height of the numbers shall be 305 mm (12 inches).
  - c. RRS G 1.3 applies for positioning.
5. An IHCA sail royalty/certification label shall be permanently attached by the licensed sailmaker on any mainsail and jib to verify the sail is built using the IHCA Hobie Cat 20 cut file:



Royalty/certification labels shall be purchased by the sailmaker from IHCA:  
[mcveigh.rich@gmail.com](mailto:mcveigh.rich@gmail.com)

6. Sail cloth list:
  - a. Hobie Cat 20 main: Dimension/Polyant PX15
  - b. Hobie Cat 20 jib: Dimension/Polyant 245HTP square Dacron

## Appendix H

### IHCA Contacts

#### Executive Committee

**Rich McVeigh IHCA President** Email: mcveigh.rich -(at)- gmail.com

**David Brookes IHCA Executive Director** Email: david.brookes -(at)- hobieclass.com

**Erik Olsen IHCA Vice President** Email: erik.olsen -(at)- hobieclass.com

**Lori Mohney IHCA Vice President** Email: lori.mohney -(at)- hobieclass.com

**Mark Pryke IHCA Vice President** Email mark.pryke -(at)- gmail.com

---

#### COUNCIL

**Rich McVeigh IHCA President** Email: mcveigh.rich -(at)- gmail.com

**Erik Olsen IHCA Vice President** Email: erik.olsen -(at)- hobieclass.com

**Lori Mohney IHCA Vice President** Email: lori.mohney – (at)- hobieclass.com

**Mark Pryke IHCA Vice President** Email: mark.pryke -(at)- gmail.com

**Craig Wood Africa Region Chairman** Email: chairman.ahca -(at)- gmail.com

**Caterina Degli Uberti EHCA President** Email: ehcapresident-(at)-gmail.com

**Jason Sanchez North America Region Chairman** Email: jmsgroupcontracting -(at)-  
gmail.com

**Ricardo Navarro South American Regional Chairman** Email: ricnavar -(at)- yahoo.com

**Vicki Ding Zhenghang North Pacific Region Chairman** Email: vicki -(at)- bridge-  
shine.com

**Georgia Warren-Myers South Pacific Region Chairman** Email: georgiamyers-(at)- hot-  
mail.com

**Steve Fields Hobie Company** Email: stevefields -(at)- hobie.com

**Jeff Alter Alter Family Representative** Email: jeffalter -(at)- me.com

**Leslie Keller IHCA Treasurer**

**Colin Whitehead IHCA Past President** Email: colin -(at)- hobiecape.co.za

---

### **Rules Committee**

**Erik Olsen Chairman** Email: erik.olsen -(at)- hobieclass.com

**Patrick Porter** Email: patrickporter448 -(at)- gmail.com

**Steve Fields Hobie Company** Email: stevefields -(at)- hobie.com

**Jeff Alter Alter Family Representative** Email: jeffalter -(at)- me.

---

### **International Measurer (IM) for the World Sailing International Classes (Hobie Cat 14/16)**

To be announced (pending)

---

### **IHCA Measurers appointed under the provisions of Appendix C.**

#### **EUROPE**

**Frédérique Pfeiffer** Email: pfeiffer.pfeiffer-(at)- orange.fr

#### **NORTH AMERICA**

**Jane B. Sherrod** Email: jbsherrod-(at)- aol.com